

Commerce City Police Department Annual Update



Crime Statistics, Programs & Initiatives

This Report Accompanies the Presentation to City Council September 15, 2025

This report and related information is to be presented annually in September of each year to City Council beginning in 2025 and will include information, statistics, and updates from July 1 of the prior year, through June 30 of the year it is presented.

The 2025 annual report includes:

- Calls for Service
- Crime Statistics
- Arrest Statistics
- Crime Events and Clearance Rates
- Citations Issued
- FLOCK Public Safety System
- NIBIN (National Integrated Ballistic Information Network)
- PowerEngage Platform
- Drone as First Responder
- PD Accomplishments and Community Engagement Events

Note: Much of the information contained in this report is obtained from Colorado Crime Statistics at <https://coloradocrimestats.state.co.us/tops/>. These statistics rely on data from the National Incident-Based Reporting System (NIBRS). The advantage of pulling from this site is that comparisons from agency to agency are put in the same terms and as such, can be highly comparable. The disadvantage of pulling from this site is that the underlying data is input from submitting agencies and while presumed to be correct, may not always be correct.

It should also be noted that NIBRS uses Group A and Group B offenses, and measures them somewhat differently. Group A offenses are reported in greater detail to include incident and arrest information. Group B offenses are only reported when an arrest occurs. To illustrate this, murder is considered a Group A offense, incidents of this type are reported even when no arrest is made. However, writing a bad check is a Group B offense, so these incidents are only reported if an arrest is made, not subsequent to every incident of such reported to police.

* In cases where one arrest is made and the arrest is for multiple charges that constitute Group A and Group B offenses, some duplicate reporting in arrest numbers can occur.

CALLS FOR SERVICE

The Public Safety Answering Point (PSAP) for emergency calls in Commerce City is the Adams County Communications Center (ADCOM911). This center is an independent entity that provides dispatch services to many Adams County Police and Fire Departments. Calls for service, whether received from a resident or initiated by an officer, each receive a Computer Aided Dispatch (CAD) event number.

Pulling CAD data from July 1, 2024 - June 30, 2025 reveals the frequency of each type of call Commerce City PD responded to during the year. The calls are listed here in alphabetical order.

| Problem Type | Total |
|-------------------------------|-------|
| ABANDONED VEHICLE | 1605 |
| ACC HIT AND RUN | 705 |
| ACC INJURY | 349 |
| ACC PROPERTY DAMAGE | 1550 |
| ACC UNK INJURIES | 603 |
| ACTIVE SHOOTER | 1 |
| ALARM BUSINESS | 1289 |
| ALARM HOLD UP / PANIC | 262 |
| ALARM RESIDENCE | 264 |
| ALARM UNVERIFIED | 2009 |
| ALARM VEHICLE | 19 |
| ANIMAL AT LARGE - BPD | 5 |
| ANIMAL ATTK/IN TRFFC/VICIOUS | 115 |
| ANIMAL COMPLAINT GENERAL | 3067 |
| ANIMAL LIVESTOCK | 20 |
| ASSAULT COLD | 158 |
| ASSAULT I/P | 60 |
| ASSAULT J/O | 56 |
| ASSAULT W/WEAPON | 3 |
| ASSIST OTHER AGENCY | 68 |
| ATC - ATTEMPT TO CONTACT | 1261 |
| ATS EVICTION | 13 |
| ATS PROTECT ORDER | 15 |
| BAR CHECK | 1 |
| BOMB THREAT / KNOWN DEVICE | 2 |
| BURGLARY COLD | 150 |
| BURGLARY I / J | 85 |
| CA CITIZEN ASSIST | 459 |
| CAMPING/CLOSED AREA/AFTER HRS | 1 |
| CHASE FOOT PURSUIT | 3 |
| CHASE PURSUIT | 6 |
| CHILD ABUSE / NEGLECT / FOUND | 175 |
| CIVIL ISSUE | 1628 |
| CIVIL STAND BY | 1 |
| CODE COMPLIANCE | 8 |
| CODE VIOLATION | 1 |
| CRIMINAL MISCHIEF COLD | 269 |
| CRIMINAL MISCHIEF I / J | 91 |
| CWB - CHECK WELL BEING | 3134 |
| CWB 911 CELL PHONE HANGUP | 530 |
| CWB 911 HANGUP | 697 |
| CWB MENTAL/SUICIDAL PARTY | 496 |
| DIRECTED PATROL | 902 |
| DISTURBANCE COLD | 93 |
| DISTURBANCE I/P | 1145 |
| DISTURBANCE J/O | 134 |
| DISTURBANCE W/WEAPONS | 94 |
| DOA - MEDICAL CALL | 52 |
| DRUG / NARC VIOLATION COLD | 79 |
| DRUG / NARC VIOLATION I / J | 89 |
| DRUNK INDIVIDUAL | 95 |
| DRUNK REQUEST FOR DETOX | 6 |

| | |
|--------------------------------|------|
| DUI DRIVER | 657 |
| DV COLD | 176 |
| DV I/P | 510 |
| DV J/O | 78 |
| DV W/WEAPONS | 10 |
| EXPLOSION | 1 |
| EXTRA PATROL ALL TYPES | 323 |
| FELONY MEN COLD | 33 |
| FELONY MEN I / J | 104 |
| FIRE ASSIST | 2 |
| FIRE GENERAL | 1602 |
| FIRE PRIORITY | 61 |
| FLOCK LPR HIT | 186 |
| FOUND PROPERTY | 302 |
| FRAUD/FORGERY COLD | 521 |
| FRAUD/FORGERY I / J | 29 |
| FWC FIRE WORKS COMPLAINT | 209 |
| FWC NO RP CONTACT | 157 |
| GRAFFITI ALLTYPES | 23 |
| GSW - MEDICAL CALL | 17 |
| GSW COLD | 8 |
| GUN PARTY WITH I / J | 26 |
| GUN PARTY WITH NO THREAT | 11 |
| HARASSMENT COLD | 336 |
| HARASSMENT I / J | 97 |
| HAZMAT | 4 |
| ILLEGAL DRONE USAGE | 1 |
| ILLEGAL DUMPING | 71 |
| JUVENILE PROBLEM COLD | 107 |
| JUVENILE PROBLEM I / J | 351 |
| KIDNAP ALL TYPES | 4 |
| LIQUOR LAW VIOLATION | 1 |
| LOCK OUT ALL TYPES | 84 |
| LOCK OUT CHILD IN VEHICLE | 2 |
| LOJACK HIT | 7 |
| LOST PROPERTY | 204 |
| MEDICAL CALL GENERAL | 3865 |
| MEDICAL CALL PRIORITY | 815 |
| MISSING ENDANGERED ADULT/CHILD | 27 |
| MISSING PERSON ADULT | 109 |
| MISSING PERSON CHILD | 41 |
| NOISE COMPLAINT | 1202 |
| PARKING VIOLATION | 4090 |
| PROTECTION ORDER VIO ALL TYPES | 216 |
| PROWLER COLD | 21 |
| PROWLER I / J | 101 |
| RECOVERED PROPERTY | 173 |
| RECOVERED VEHICLE | 160 |
| REPOSSESSION | 746 |
| ROAD RAGE | 324 |
| ROBBERY COLD | 11 |
| ROBBERY I / J | 16 |
| RUNAWAY / MISSING | 164 |

| | |
|--------------------------------|-------|
| SCHOOL RESOURCE OFFICER INFO | 701 |
| SEX ASSAULT ALL TYPES | 157 |
| SEX OFFENDER REGIS CHECK | 184 |
| SEX OFFENSE /INDECENT EXPOSURE | 104 |
| SHOPLIFT COLD | 37 |
| SHOPLIFT I / J | 685 |
| SHOTS FIRED - FLOCK ALERT | 194 |
| SHOTS FIRED COLD | 43 |
| SHOTS FIRED I / J ALL TYPES | 294 |
| STABBING - MEDICAL CALL | 6 |
| STAND BY TO PREVENT | 497 |
| SUSPICIOUS INCIDENT ALL TYPES | 4362 |
| SUSPICIOUS PERSON / CONTACT | 474 |
| THEFT COLD | 679 |
| THEFT I / J | 105 |
| THEFT OF VEHICLE COLD | 617 |
| THEFT OF VEHICLE I / J | 83 |
| THREATS COLD | 234 |
| THREATS I / J | 136 |
| TRAFFIC COMP HAZARD | 617 |
| TRAFFIC COMPLAINT ALL TYPES | 1804 |
| TRAFFIC STOP | 13740 |
| TRAIN ISSUE ALL TYPES | 112 |
| TRANSIENT PROBLEM | 1379 |
| TRESPASS COLD | 97 |
| TRESPASS I / J | 258 |
| TRESPASS TO VEHICLE ALL TYPES | 494 |
| UNKNOWN PROBLEM | 109 |
| UNWANTED PARTY | 1017 |
| VEHICLE INSPECTION | 65 |
| WARRANT ARREST | 15 |

The same data set is shared below in order of call type frequency. It should be noted that most of the CAD events listed are dispatched calls for service, meaning they were received by the Adams County Communications Center and then assigned to Commerce City PD personnel. The noteworthy exception to this is with regard to traffic stops, which is the most frequent call type listed with 13,740 traffic stops in CAD for the year in review.

| Problem Type | Total |
|--------------------------------|-------|
| TRAFFIC STOP | 13740 |
| SUSPICIOUS INCIDENT ALL TYPES | 4362 |
| PARKING VIOLATION | 4090 |
| MEDICAL CALL GENERAL | 3865 |
| CWB - CHECK WELL BEING | 3134 |
| ANIMAL COMPLAINT GENERAL | 3067 |
| ALARM UNVERIFIED | 2009 |
| TRAFFIC COMPLAINT ALL TYPES | 1804 |
| CIVIL ISSUE | 1628 |
| ABANDONED VEHICLE | 1605 |
| FIRE GENERAL | 1602 |
| ACC PROPERTY DAMAGE | 1550 |
| TRANSIENT PROBLEM | 1379 |
| ALARM BUSINESS | 1289 |
| ATC - ATTEMPT TO CONTACT | 1261 |
| NOISE COMPLAINT | 1202 |
| DISTURBANCE I/P | 1145 |
| UNWANTED PARTY | 1017 |
| DIRECTED PATROL | 902 |
| MEDICAL CALL PRIORITY | 815 |
| REPOSSESSION | 746 |
| ACC HIT AND RUN | 705 |
| SCHOOL RESOURCE OFFICER INFO | 701 |
| CWB 911 HANGUP | 697 |
| SHOPLIFT I / J | 685 |
| THEFT COLD | 679 |
| DUI DRIVER | 657 |
| THEFT OF VEHICLE COLD | 617 |
| TRAFFIC COMP HAZARD | 617 |
| ACC UNK INJURIES | 603 |
| CWB 911 CELL PHONE HANGUP | 530 |
| FRAUD/FORGERY COLD | 521 |
| DV I/P | 510 |
| STAND BY TO PREVENT | 497 |
| CWB MENTAL/SUICIDAL PARTY | 496 |
| TRESPASS TO VEHICLE ALL TYPES | 494 |
| SUSPICIOUS PERSON / CONTACT | 474 |
| CA CITIZEN ASSIST | 459 |
| JUVENILE PROBLEM I / J | 351 |
| ACC INJURY | 349 |
| HARASSMENT COLD | 336 |
| ROAD RAGE | 324 |
| EXTRA PATROL ALL TYPES | 323 |
| FOUND PROPERTY | 302 |
| SHOTS FIRED I / J ALL TYPES | 294 |
| CRIMINAL MISCHIEF COLD | 269 |
| ALARM RESIDENCE | 264 |
| ALARM HOLD UP / PANIC | 262 |
| TRESPASS I / J | 258 |
| THREATS COLD | 234 |
| PROTECTION ORDER VIO ALL TYPES | 216 |
| FWC FIRE WORKS COMPLAINT | 209 |

| | |
|--------------------------------|-----|
| LOST PROPERTY | 204 |
| SHOTS FIRED - FLOCK ALERT | 194 |
| FLOCK LPR HIT | 186 |
| SEX OFFENDER REGIS CHECK | 184 |
| DV COLD | 176 |
| CHILD ABUSE / NEGLECT / FOUND | 175 |
| RECOVERED PROPERTY | 173 |
| RUNAWAY / MISSING | 164 |
| RECOVERED VEHICLE | 160 |
| ASSAULT COLD | 158 |
| FWC NO RP CONTACT | 157 |
| SEX ASSAULT ALL TYPES | 157 |
| BURGLARY COLD | 150 |
| THREATS I / J | 136 |
| DISTURBANCE J/O | 134 |
| ANIMAL ATTK/IN TRFFC/VICIOUS | 115 |
| TRAIN ISSUE ALL TYPES | 112 |
| MISSING PERSON ADULT | 109 |
| UNKNOWN PROBLEM | 109 |
| JUVENILE PROBLEM COLD | 107 |
| THEFT I / J | 105 |
| FELONY MEN I / J | 104 |
| SEX OFFENSE /INDECENT EXPOSURE | 104 |
| PROWLER I / J | 101 |
| HARASSMENT I / J | 97 |
| TRESPASS COLD | 97 |
| DRUNK INDIVIDUAL | 95 |
| DISTURBANCE W/WEAPONS | 94 |
| DISTURBANCE COLD | 93 |
| CRIMINAL MISCHIEF I / J | 91 |
| DRUG / NARC VIOLATION I / J | 89 |
| BURGLARY I / J | 85 |
| LOCK OUT ALL TYPES | 84 |
| THEFT OF VEHICLE I / J | 83 |
| DRUG / NARC VIOLATION COLD | 79 |
| DV J/O | 78 |
| ILLEGAL DUMPING | 71 |
| ASSIST OTHER AGENCY | 68 |
| VEHICLE INSPECTION | 65 |
| FIRE PRIORITY | 61 |
| ASSAULT I/P | 60 |
| ASSAULT J/O | 56 |
| DOA - MEDICAL CALL | 52 |
| SHOTS FIRED COLD | 43 |
| MISSING PERSON CHILD | 41 |
| SHOPLIFT COLD | 37 |
| FELONY MEN COLD | 33 |
| FRAUD/FORGERY I / J | 29 |
| MISSING ENDANGERED ADULT/CHILD | 27 |
| GUN PARTY WITH I / J | 26 |
| GRAFFITI ALLTYPES | 23 |
| PROWLER COLD | 21 |
| ANIMAL LIVESTOCK | 20 |

| | |
|-------------------------------|----|
| ALARM VEHICLE | 19 |
| GSW - MEDICAL CALL | 17 |
| ROBBERY I / J | 16 |
| ATS PROTECT ORDER | 15 |
| WARRANT ARREST | 15 |
| ATS EVICTION | 13 |
| GUN PARTY WITH NO THREAT | 11 |
| ROBBERY COLD | 11 |
| DV W/WEAPONS | 10 |
| CODE COMPLIANCE | 8 |
| GSW COLD | 8 |
| LOJACK HIT | 7 |
| CHASE PURSUIT | 6 |
| DRUNK REQUEST FOR DETOX | 6 |
| STABBING - MEDICAL CALL | 6 |
| ANIMAL AT LARGE - BPD | 5 |
| HAZMAT | 4 |
| KIDNAP ALL TYPES | 4 |
| ASSAULT W/WEAPON | 3 |
| CHASE FOOT PURSUIT | 3 |
| BOMB THREAT / KNOWN DEVICE | 2 |
| FIRE ASSIST | 2 |
| LOCK OUT CHILD IN VEHICLE | 2 |
| ACTIVE SHOOTER | 1 |
| BAR CHECK | 1 |
| CAMPING/CLOSED AREA/AFTER HRS | 1 |
| CIVIL STAND BY | 1 |
| CODE VIOLATION | 1 |
| EXPLOSION | 1 |
| ILLEGAL DRONE USAGE | 1 |
| LIQUOR LAW VIOLATION | 1 |

CRIME STATISTICS

The three tables below represent Persons, Property, and Society Crimes in Commerce City over the year in question. These are reported in frequency per quarter, total for the year in question, and total of each type during the year.

| Commerce City Police Department – PERSONS CRIMES | | | | | | | | | | | |
|--|--------------------------------------|------------------------|-----------------------|----------|-------------------------|----------------|--------------------|----------------|--------------|--|--|
| Offense Type | Murder and Nonnegligent Manslaughter | Negligent Manslaughter | Kidnapping/ Abduction | All Rape | Criminal Sexual Contact | Statutory Rape | Aggravated Assault | Simple Assault | Intimidation | Human Trafficking, Commercial Sex Acts | Human Trafficking, Involuntary Servitude |
| Q3 2024 | 3 | | 17 | 21 | 14 | | 104 | 124 | 16 | 1 | |
| Q4 2024 | 1 | 2 | 14 | 14 | 10 | 1 | 96 | 103 | 15 | 1 | 1 |
| Q1 2025 | 1 | | 15 | 17 | 20 | 1 | 88 | 150 | 17 | | |
| Q2 2025 | 2 | | 27 | 20 | 14 | 1 | 112 | 136 | 16 | | |
| Total | 7 | 2 | 73 | 72 | 58 | 3 | 400 | 513 | 64 | 2 | 1 |
| TOTAL ALL | 1,195 | | | | | | | | | | |

| Commerce City Police Department – PROPERTY CRIMES | | | | | | | | | | | | | | | | | | | | | | | | |
|---|-------|---------|-------------------------------|----------------------|--|----------|----------------------|---|---|---------------|------------|----------------|----------------------------|---------|----------------|-----------------|-------------|---------------------|--|--------------------------|---|-------------------|---------------------|--------------------------|
| Offense Type | Arson | Bribery | Burglary/ Breaking & Entering | Counterfeit /Forgery | Destruction /Damage/ Vandalism of Property | Embezzle | Extortion/ Blackmail | False Pretenses/ Swindle/ Confidence Game | Credit Card/Auto mated Teller Machine Fraud | Impersonation | Wire Fraud | Identity Theft | Hacking/ Computer Invasion | Robbery | Pocket-picking | Purse-snatching | Shoplifting | Theft From Building | Theft From Coin Operated Machine or Device | Theft From Motor Vehicle | Theft of Motor Vehicle Parts/ Accessories | All Other Larceny | Motor Vehicle Theft | Stolen Property Offenses |
| Q3 2024 | 10 | | 72 | 10 | 215 | 7 | 8 | 9 | 13 | 1 | 15 | 48 | 4 | 22 | | 1 | 90 | 17 | 1 | 83 | 61 | 140 | 156 | 18 |
| Q4 2024 | 5 | | 55 | 11 | 162 | 2 | 5 | 10 | 10 | 1 | 17 | 54 | 1 | 21 | | | 61 | 15 | | 66 | 36 | 116 | 149 | 18 |
| Q1 2025 | 7 | 1 | 60 | 5 | 171 | 1 | 6 | 4 | 12 | 1 | 12 | 61 | 3 | 12 | | 1 | 54 | 18 | | 73 | 40 | 128 | 107 | 7 |
| Q2 2025 | 3 | | 48 | 9 | 195 | 3 | 9 | 1 | 7 | 4 | 15 | 34 | 5 | 17 | 1 | | 39 | 21 | 1 | 69 | 27 | 112 | 87 | 12 |
| TOTAL | 25 | 1 | 235 | 35 | 743 | 13 | 28 | 24 | 42 | 7 | 59 | 197 | 13 | 72 | 1 | 2 | 244 | 71 | 2 | 291 | 164 | 496 | 499 | 55 |
| TOTAL | 3,319 | | | | | | | | | | | | | | | | | | | | | | | |

| Commerce City Police Department – SOCIETY CRIMES | | | | | | | |
|--|--------------------------|---------------------------|------------------------------|--------------|-------------------------------------|-----------------------|----------------|
| Offense Type | Drug/Narcotic Violations | Drug Equipment Violations | Pornography/Obscene Material | Prostitution | Assisting or Promoting Prostitution | Weapon Law Violations | Animal Cruelty |
| Q3 2024 | 31 | 17 | 5 | 1 | 2 | 46 | 9 |
| Q4 2024 | 25 | 20 | 5 | 1 | 1 | 36 | 8 |
| Q1 2025 | 29 | 15 | 2 | | | 37 | 12 |
| Q2 2025 | 34 | 30 | 1 | | | 39 | 16 |
| TOTAL | 119 | 82 | 13 | 2 | 3 | 158 | 45 |
| TOTAL | 422 | | | | | | |

The table below looks quarterly and over the entire period at vehicles stolen from Commerce City, and stolen vehicles recovered in Commerce City. It should be noted that there is no measure to determine how many of the recovered vehicles in Commerce City were also stolen from Commerce City in the same period.

| Commerce City Police Department – MOTOR VEHICLE THEFT | | | | | | | | |
|--|---------------------------|------------------------------|---------------------------|------------------------------|---------------------------|------------------------------|---------------------------|------------------------------|
| Incident Date | Q3 2024 | | Q4 2024 | | Q1 2025 | | Q2 2025 | |
| Measures | Number of Stolen Vehicles | Number of Recovered Vehicles | Number of Stolen Vehicles | Number of Recovered Vehicles | Number of Stolen Vehicles | Number of Recovered Vehicles | Number of Stolen Vehicles | Number of Recovered Vehicles |
| | 135 | 104 | 116 | 78 | 79 | 56 | 80 | 51 |
| TOTAL (Not necessarily the same vehicle recovered as stolen) | TOTAL STOLEN = 410 | | | | | | | |
| | TOTAL RECOVERED = 289 | | | | | | | |

| Commerce City Police Department – DRUG DATA | | | | | | | | | | | | |
|---|---------------------------------|---------------------|---------------------|------------------------|---------------------|---------------------|------------------------|---------------------|---------------------|------------------------|---------------------|---------------------|
| Incident Date | Q3 2024 | | | Q4 2024 | | | Q1 2025 | | | Q2 2025 | | |
| Measures | Number of Drug Reports | Number of Incidents | Number of Arrestees | Number of Drug Reports | Number of Incidents | Number of Arrestees | Number of Drug Reports | Number of Incidents | Number of Arrestees | Number of Drug Reports | Number of Incidents | Number of Arrestees |
| COUNT | 37 | 31 | 18 | 31 | 25 | 20 | 36 | 29 | 32 | 42 | 34 | 21 |
| TOTAL | TOTAL DRUG REPORTS = 146 | | | | | | | | | | | |
| | TOTAL NUMBER OF INCIDENTS = 119 | | | | | | | | | | | |
| | TOTAL NUMBER OF ARRESTEES = 91 | | | | | | | | | | | |

The table above reflects information regarding drug reports, drug incidents, and drug related arrests for the year in question. It should be noted that Commerce City PD is a member of the North Metro Task Force. The North Metro Task Force is a separate entity that maintains statistics on their operations, many of which do have ties to Commerce City, however as they are their own entity, their statistics are not reported herein. The numbers above reflect only those incidents that are outside of the North Metro Task Force that have been addressed by Commerce City PD.

The tables below show the race and ethnicity of victims in Commerce City, as well as offenders.

| Commerce City Police Department – VICTIM RACE AND ETHNICITY | | | | | | | | | | | | | | | | | | | |
|---|--------------------|------------------------|---------|---------------------------|------------------------|---------|----------------------------------|------------------------|---------|--------------------|------------------------|---------|---|------------------------|---------|--------------------|------------------------|---------|---------|
| Victim Race | White | | | Black or African American | | | American Indian or Alaska Native | | | Asian | | | Native Hawaiian or Other Pacific Islander | | | Unknown | | | Missing |
| Victim Ethnicity | Hispanic or Latino | Not Hispanic or Latino | Unknown | Hispanic or Latino | Not Hispanic or Latino | Unknown | Hispanic or Latino | Not Hispanic or Latino | Unknown | Hispanic or Latino | Not Hispanic or Latino | Unknown | Hispanic or Latino | Not Hispanic or Latino | Unknown | Hispanic or Latino | Not Hispanic or Latino | Unknown | Missing |
| Q3 2024 | 410 | 359 | 38 | 1 | 63 | 4 | 2 | 1 | | | 12 | | 1 | | | 4 | 4 | 20 | 415 |
| Q4 2024 | 361 | 279 | 32 | 1 | 52 | 3 | 1 | | 1 | | 15 | 1 | | 3 | | 5 | 2 | 17 | 317 |
| Q1 2025 | 384 | 293 | 41 | 1 | 62 | 1 | 2 | 3 | | 1 | 9 | | | | 1 | 7 | 2 | 8 | 275 |
| Q2 2025 | 365 | 287 | 29 | 2 | 54 | 2 | 1 | | | | 7 | 2 | | | 2 | 7 | 5 | 26 | 292 |
| TOTAL | 1,120 | 1,218 | 140 | 5 | 231 | 10 | 6 | 4 | 1 | 1 | 43 | 3 | 1 | 3 | 3 | 23 | 13 | 71 | 1,299 |

| Commerce City Police Department – OFFENDER RACE AND ETHNICITY | | | | | | | | | | | | | | | | | | | |
|---|--------------------|------------------------|---------|---------------------------|------------------------|---------|----------------------------------|------------------------|---------|--------------------|------------------------|---------|---|------------------------|---------|--------------------|------------------------|---------|---------|
| Offender Race | White | | | Black or African American | | | American Indian or Alaska Native | | | Asian | | | Native Hawaiian or Other Pacific Islander | | | Unknown | | | Missing |
| Offender Ethnicity | Hispanic or Latino | Not Hispanic or Latino | Unknown | Hispanic or Latino | Not Hispanic or Latino | Unknown | Hispanic or Latino | Not Hispanic or Latino | Unknown | Hispanic or Latino | Not Hispanic or Latino | Unknown | Hispanic or Latino | Not Hispanic or Latino | Unknown | Hispanic or Latino | Not Hispanic or Latino | Unknown | Missing |
| Q3 2024 | 388 | 213 | 49 | 3 | 68 | 12 | | 1 | | | 7 | | | 1 | | 4 | | 51 | 645 |
| Q4 2024 | 315 | 186 | 54 | | 71 | 16 | | | | 3 | 5 | 1 | | | | 1 | | 77 | 472 |
| Q1 2025 | 328 | 193 | 38 | 7 | 88 | 5 | | | | | 4 | | | 3 | | 3 | | 61 | 493 |
| Q2 2025 | 362 | 195 | 49 | 1 | 73 | 15 | | 3 | | | 3 | | | | | | 1 | 74 | 412 |
| TOTAL | 1,393 | 787 | 190 | 11 | 300 | 48 | | 4 | | 3 | 19 | 1 | | 4 | | 8 | 1 | 263 | 2,022 |

* These tables, column titles, and related information are pulled directly from Colorado Crime Statistics.

ARREST STATISTICS

The table below shows arrest data for arrests made per quarter in each of the categories listed, as well as a total number of arrests for all categories during the year.

| Commerce City Police Department – ALL ARREST DATA A AND B | | | | |
|---|-----------------------|-------------------------|------------------------|------------------|
| Arrest Offense for A and B Arrests | Crimes Against Person | Crimes Against Property | Crimes Against Society | Group B Offenses |
| Q3 2024 | 46 | 81 | 24 | 363 |
| Q4 2024 | 56 | 75 | 22 | 279 |
| Q1 2025 | 75 | 90 | 25 | 318 |
| Q2 2025 | 64 | 56 | 24 | 335 |
| TOTAL | 241 | 302 | 95 | 1,295 |
| TOTAL | 1,933 | | | |

The two tables below show the race and ethnicity of those individuals arrested by Commerce City PD during the year, as well as the age (over or under 18), and gender of each arrestee.

| Commerce City Police Department – ALL ARRESTEE DATA RACE AND ETHNICITY | | | | | | | | | | | | | | | |
|--|--------------------|------------------------|---------|---------------------------|------------------------|---------|----------------------------------|------------------------|---------|--------------------|------------------------|---------|---|------------------------|---------|
| Arrestee Race | White | | | Black or African American | | | American Indian or Alaska Native | | | Asian | | | Native Hawaiian or Other Pacific Islander | | |
| Arrestee Ethnicity | Hispanic or Latino | Not Hispanic or Latino | Unknown | Hispanic or Latino | Not Hispanic or Latino | Unknown | Hispanic or Latino | Not Hispanic or Latino | Unknown | Hispanic or Latino | Not Hispanic or Latino | Unknown | Hispanic or Latino | Not Hispanic or Latino | Unknown |
| Q3 2024 | 272 | 160 | 18 | 5 | 48 | 4 | 1 | | | | 4 | | | 2 | |
| Q4 2024 | 208 | 154 | 19 | 1 | 43 | 1 | | | | 1 | 5 | | | | |
| Q1 2025 | 269 | 140 | 12 | 5 | 73 | 4 | 1 | 1 | | | 2 | | | 1 | |
| Q2 2025 | 235 | 154 | 23 | 1 | 57 | 3 | | 2 | | | 3 | | | 1 | |
| TOTAL | 984 | 608 | 72 | 12 | 221 | 12 | 2 | 3 | | 1 | 14 | | | 4 | |

| Commerce City Police Department – ARRESTEE DATA A & B BY AGE AND GENDER | | | | |
|---|----------|------|-------------|-------|
| Arrestee Age | Under 18 | | 18 and over | |
| Arrestee Gender | Female | Male | Female | Male |
| Q3 2024 | 8 | 38 | 134 | 334 |
| Q4 2024 | 11 | 20 | 103 | 298 |
| Q1 2025 | 25 | 28 | 136 | 319 |
| Q2 2025 | 6 | 26 | 120 | 327 |
| TOTAL | 50 | 112 | 493 | 1,278 |
| TOTAL | 1,933 | | | |

| Commerce City Police Department – GROUP B ARREST DATA BY OFFENSE TYPE | | | | | | | | | | | | | | | | | | | | | | | | | | | |
|---|------------------------------------|--------------------|-----------------------------|------------------------------|-----------------------|---------------------------|--------------------|------------------------------------|--------------------|-----------------------------|------------------------------|---------------------------|--------------------|------------------------------------|--------------------|-----------------------------|------------------------------|-----------------------|---------------------------|--------------------|------------------------------------|--------------------|-----------------------------|------------------------------|-----------------------|---------------------------|--------------------|
| Arrest Date | Q3 2024 | | | | | | | Q4 2024 | | | | | Q1 2025 | | | | | | | Q1 2025 | | | | | | | |
| Offense Type | Curfew/Lotter/Vag-rancy Violations | Disorderly Conduct | Driving Under the Influence | Family Offenses (Nonviolent) | Liquor Law Violations | Trespass of Real Property | All Other Offenses | Curfew/Lotter/Vag-rancy Violations | Disorderly Conduct | Driving Under the Influence | Family Offenses (Nonviolent) | Trespass of Real Property | All Other Offenses | Curfew/Lotter/Vag-rancy Violations | Disorderly Conduct | Driving Under the Influence | Family Offenses (Nonviolent) | Liquor Law Violations | Trespass of Real Property | All Other Offenses | Curfew/Lotter/Vag-rancy Violations | Disorderly Conduct | Driving Under the Influence | Family Offenses (Nonviolent) | Liquor Law Violations | Trespass of Real Property | All Other Offenses |
| COUNT | 1 | 16 | 57 | 11 | 5 | 27 | 174 | 2 | 14 | 40 | 12 | 15 | 129 | 7 | 13 | 46 | 9 | 3 | 13 | 155 | 1 | 22 | 46 | 11 | 2 | 23 | 171 |
| TOTAL | 1,025 | | | | | | | | | | | | | | | | | | | | | | | | | | |

Above: Group B arrest data by offence type during the year.

Below: Group B arrest numbers per quarter during the year reviewed and in total.

| Commerce City Police Department – ARREST DATA GROUP B | | | | |
|---|---------|---------|---------|---------|
| Arrest Date | Q3 2024 | Q4 2024 | Q1 2025 | Q2 2025 |
| Count | 291 | 212 | 246 | 276 |
| TOTAL | 1,025 | | | |

CRIME EVENTS AND CLEARANCE RATES

| Comparison of Crime Events and Clearance Rates | | | | | | | | | | | | | | | |
|---|---------------|-------------------------|------------|--------------------|------------|----------------------|------------|---------------------|------------|-----------------------|------------|---------------------------|------------|--|---|
| Entity Population | | Commerce City 71,887 | | Brighton 43,993 | | Northglenn 38,249 | | Thornton 146,746 | | Adams S.O. 116,689 | | All Colorado 5,773,714 | | (CO Events - CC Events) x 0.01247 = Expected number of events for CCPD per population base | Difference in actual events versus expected events based on population base |
| Year | Crime Type | Events | Clear Rate | Events | Clear Rate | Events | Clear Rate | Events | Clear Rate | Events | Clear Rate | Events | Clear Rate | | |
| 2023 | Violent Crime | 581 | 28.06% | 236 | 44.92% | 240 | 24.58% | 486 | 31.48% | 600 | 37.33% | 31,509 | 44.60% | 385 | 196 |
| | Murder | 4 | 50% | 2 | 100% | 3 | 66.67% | 5 | 60% | 2 | 100% | 320 | 68.44% | 3.94 | 0.06 |
| | Agg. Assault | 384 | 33.07% | 156 | 60.26% | 159 | 33.96% | 179 | 56.98% | 451 | 44.57% | 31,033 | 52.15% | 382 | 2 |
| | Robbery | 73 | 34.25% | 8 | 37.5% | 20 | 10% | 90 | 20% | 54 | 14.81% | 3,895 | 31.45% | 47 | 26 |
| | DV | 296 | 52.03% | 159 | 49.06% | 159 | 36.48% | 946 | 36.47% | 340 | 60.88% | 21,041 | 66.63% | 258 | 38 |
| 2024 | Violent Crime | 620 | 30.32% | 241 | 43.57% | 186 | 8.06% | 458 | 30.79% | 469 | 35.18% | 31,295 | 44.15% | 382 | 238 |
| | Murder | 6 | 66.67% | 1 | 0% | 2 | 0% | 2 | 100% | 6 | 83.33% | 266 | 69.17% | 3.24 | 2.76 |
| | Agg. Assault | 409 | 38.39% | 153 | 62.75% | 119 | 10.08% | 211 | 51.15% | 328 | 42.38% | 21,200 | 52.21% | 259 | 150 |
| | Robbery | 80 | 30% | 16 | 0% | 19 | 10.53% | 73 | 19.18% | 53 | 16.98% | 1,283 | 33.13% | 15 | 65 |
| | DV | 351 | 53.56% | 174 | 59.2% | 91 | 15.38% | 975 | 31.49% | 266 | 61.65% | 9,096 | 63.82% | 109 | 242 |
| 2025 YTD | Violent Crime | 309 | 28.16% | 94 | 43.62% | 82 | 12.2% | 195 | 22.05% | 74 | 21.62% | 12,386 | 43.36% | 150 | 159 |
| | Murder | 2 | 100% | 4 | 50% | N/A | N/A | 2 | 0% | N/A | N/A | 94 | 63.83% | 1.14 | 0.86 |
| | Agg. Assault | 203 | 26.45% | 62 | 54.84% | 52 | 17.31% | 99 | 36.36% | 52 | 28.85% | 8,539 | 52.48% | 103 | 100 |
| | Robbery | 30 | 13.33% | 4 | 0% | 7 | 14.29% | 23 | 21.74% | 8 | 0% | 1,283 | 33.13% | 15 | 15 |
| | DV | 209 | 52.63% | 58 | 62.07% | 58 | 17.24% | 442 | 35.07% | 40 | 55% | 9,096 | 63.82% | 110 | 99 |
| Items in red denote areas where Commerce City PD either has more calls for service than the comparative entity (we are busier), more calls for service than our portion of the population of the State of Colorado would suggest we should have, or a higher clearance rate for the associated calls for service than the comparative entity (we solve more). | | | | | | | | | | | | | | | |

This chart looks at several categories in the Colorado Crime Statistics website and compares them year over year (2023, 2024, and 2025 YTD), and compares them to other Adams County law enforcement agencies. This chart also compares frequency of events in raw numbers, and clearance rates per comparative jurisdiction.

As a reference data in each category for the entire State of Colorado is contained in the chart, as is what the expected number of events in Commerce City should be if examined only as a percentage of population. The population of Commerce City constitutes 1.247% of the population of the State of Colorado. Extrapolating a percentage of events from the events in the entire state, the expected number of events in Commerce City is calculated. The difference between the expected figure and the actual figure appear in the far-right column. Commerce City has more events in every category than would be expected given its population if all the events in the state were divided equally.

Clearance rates in each category are also shown.

In the columns associated with Brighton, Northglenn, Thornton, and Adams County, the numbers or percentages in red represent areas where Commerce City either has more events of the type in question (we are busier in this area), or we have cleared more cases than the comparative entity (we solved more of our cases).

While it stands to reason that we would have events more frequently than smaller jurisdictions such as Brighton and Northglenn, it should be noted that in many categories we have more frequency in some of these events than jurisdictions that are significantly larger than us, Thornton and Adams County.

| EVENTS AND POPULATION COMPARISON: Odds of being victimized based on population and event frequency in each category* | | | | | | | | | | 1st Place (not good) | | 2nd Place (slightly better but not good) | | *Victims can be from outside the geogrp hic locations. This is just a way to visualize data in an apples to apples comparison with other entities. |
|--|---------------|----------------------|----------|-----------------|----------|-------------------|----------|------------------|----------|----------------------|----------|--|----------|---|
| Entity Population | | Commerce City 71,887 | | Brighton 43,993 | | Northglenn 38,249 | | Thornton 146,746 | | Adams S.O. 116,689 | | All Colorado 5,773,714 | | |
| Year | Crime Type | Events | 1 in ... | Events | 1 in ... | Events | 1 in ... | Events | 1 in ... | Events | 1 in ... | Events | 1 in ... | |
| 2023 | Violent Crime | 581 | 123.73 | 236 | 186.16 | 240 | 159.37 | 486 | 301.95 | 600 | 194.48 | 31,509 | 183.24 | |
| | Murder | 4 | 17971.73 | 2 | 21966.50 | 3 | 12749.67 | 5 | 29349.20 | 2 | 58344.50 | 320 | 18042.86 | |
| | Agg. Assault | 364 | 197.49 | 156 | 281.62 | 159 | 240.56 | 179 | 819.81 | 451 | 258.73 | 31,033 | 186.05 | |
| | Robbery | 73 | 984.75 | 8 | 5491.63 | 20 | 1912.45 | 90 | 1630.51 | 54 | 2160.91 | 3,895 | 1482.34 | |
| | DV | 296 | 242.86 | 159 | 276.31 | 159 | 240.56 | 946 | 155.12 | 340 | 343.20 | 21,041 | 274.40 | |
| 2024 | Violent Crime | 620 | 115.95 | 241 | 182.29 | 186 | 205.64 | 458 | 320.41 | 469 | 248.80 | 31,295 | 184.49 | |
| | Murder | 6 | 11981.17 | 1 | 43933.00 | 2 | 19124.50 | 2 | 73373.00 | 6 | 19448.17 | 266 | 21705.69 | |
| | Agg. Assault | 409 | 175.76 | 153 | 287.14 | 119 | 321.42 | 211 | 695.48 | 328 | 355.76 | 21,200 | 272.35 | |
| | Robbery | 80 | 898.59 | 16 | 2745.81 | 19 | 2013.11 | 73 | 2010.22 | 53 | 2201.68 | 1,283 | 4500.17 | |
| | DV | 351 | 204.81 | 174 | 252.49 | 91 | 420.32 | 975 | 150.51 | 266 | 438.68 | 9,096 | 634.75 | |
| 2025 YTD | Violent Crime | 309 | 232.64 | 94 | 467.37 | 82 | 466.45 | 195 | 752.54 | 74 | 1576.88 | 12,386 | 466.15 | |
| | Murder | 2 | 35943.50 | 4 | 10983.25 | N/A | N/A | 2 | 73373.00 | N/A | N/A | 94 | 61422.49 | |
| | Agg. Assault | 203 | 354.12 | 62 | 708.60 | 52 | 735.56 | 99 | 1482.28 | 52 | 2244.02 | 8,539 | 676.16 | |
| | Robbery | 30 | 2396.23 | 4 | 10983.25 | 7 | 5464.14 | 23 | 6380.26 | 8 | 14586.13 | 1,283 | 4500.17 | |
| | DV | 209 | 343.96 | 58 | 757.47 | 58 | 659.47 | 442 | 332.00 | 40 | 2917.23 | 9,096 | 634.75 | |

This chart looks at the frequency of events compared to the population of each jurisdiction listed.

It should be noted that this is for comparative purposes only, and in Commerce City like other jurisdictions, there are times when a resident from another jurisdiction is the victim of a crime someplace other than where they reside.

The population of each jurisdiction is compared against the frequency of each type of crime that has occurred in the respective jurisdiction over the year in question. A calculation determining overall odds of being a victim of that crime category in the respective jurisdiction is then calculated. The category with the highest likelihood of victimization based on population and number of events is marked in blue. The category with the second highest likelihood of victimization based on population and number of events is marked in red.

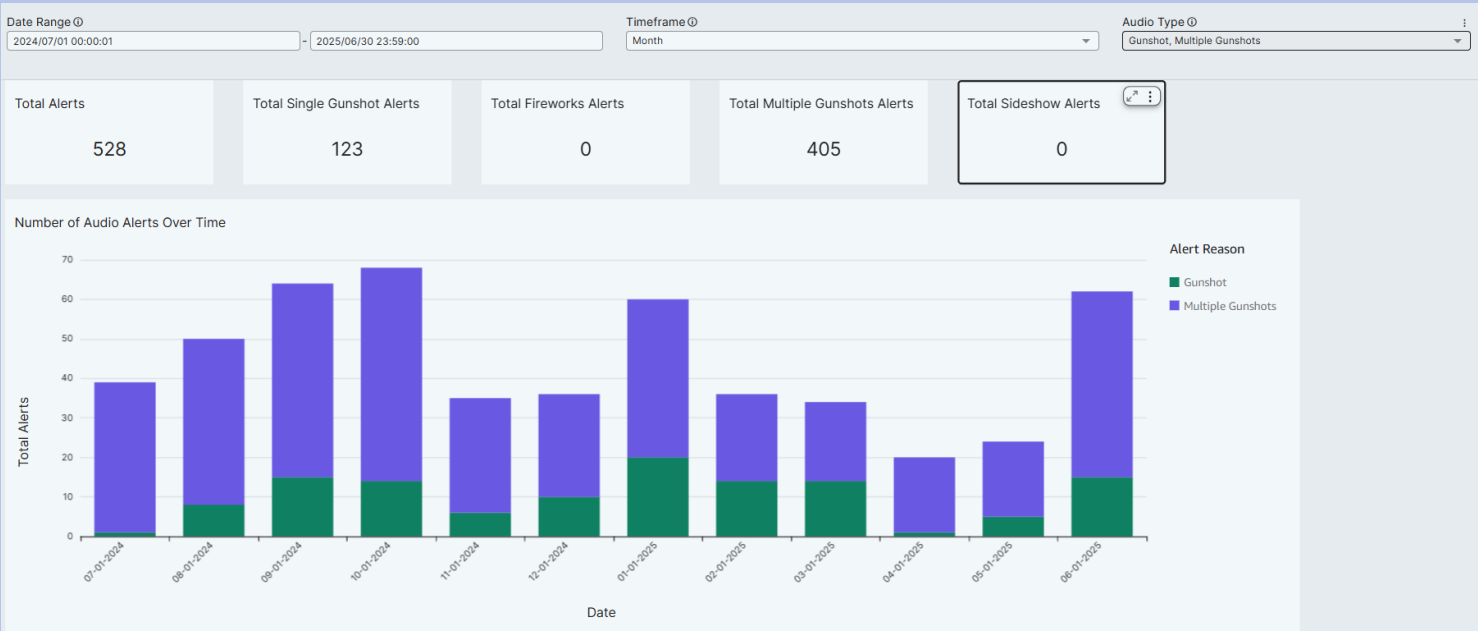
As noted in the chart Commerce City ranks at or near the top end of this probability in every category but one.

CITATIONS ISSUED

During the year Commerce City Police Personnel wrote a total of 8,861 citations. These include citations for animal related issues, criminal citations, parking citations, and traffic citations. The number of each type of citation is detailed below. It should be noted that in most cases Commerce City PD employees work first to educate members of the public in behaviors that constitute a violation of the code before taking enforcement action.

- Animal Related Citations 78
- Criminal Citations 674
- Parking Citations 3,108
- Traffic Citations 4,963
- Citations with Two or More Above Combined 38
- **TOTAL CITATIONS ISSUED 8,861**

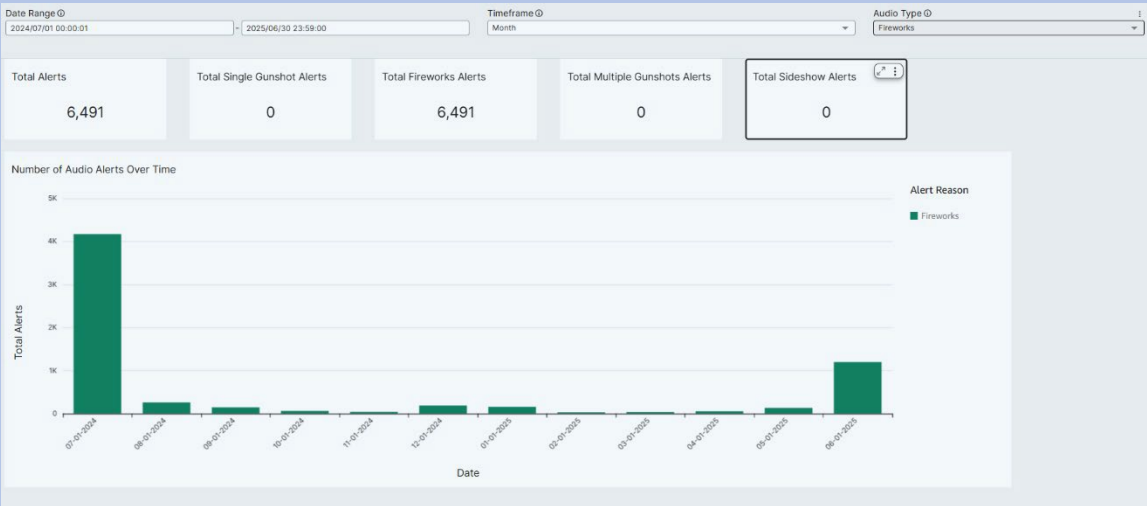
FLOCK PUBLIC SAFETY SYSTEM



Shots fired calls reflected in CAD showed 43 cold calls during the year (calls where the event had occurred sometime in the past), 296 incidents where callers telephoned ADCOM to report shots fired, and 194 incidents where ADCOM staff or PD personnel noted shots fired calls from FLOCK and responded accordingly.

The graphic noted above indicates that the Raven gunshot detection system picked up 123 instances of a single gunshot being fired during the year in question and 405 instances where multiple shots were fired. The total number of FLOCK Raven alerts for gunshots during the year was 528. It should be noted that gunshot detection is deployed in less than 4% of the City, and alerts are currently monitored as duties permit by officers, supervisors, and ADCOM staff. Monitoring the FLOCK Raven gunshot detection will be a duty that is assigned to technicians in our Real Time Crime Center (RTCC) which will be active in Q4 of this year. This will result in many more of the alerts being responded to timely, and when our RTCC moves to a 24/7 operation the PD will be equipped for 24/7 monitoring of the alerts so the number of FLOCK related shots fired calls in CAD will increase to match the number of FLOCK Raven alerts.

FLOCK has continued to expand during the year in question and there was a total of 194 FLOCK LPR alerts reflected in CAD, with 36 stolen vehicles recovered as a result of FLOCK, 33 arrests made, 11 firearms recovered, and a total of 99 case report numbers generated as a result of the system. In short, it has been highly successful.



Left: This graphic details the number of firework alerts the Raven system made during the year in question. As shown, the system detected a total of 6,491 incidents of fireworks during the year.

NATIONAL INTEGRATED BALLISTIC INFORMATION NETWORK (NIBIN)

When shell casings are recovered from crime scenes details from the recovered shells are entered into the National Integrated Ballistic Information Network (NIBIN). This information is examined against other information in the system and on occasion the result shows that the shell casings recovered at one scene were fired by the same gun that may have left shell casings at a different scene. Through this, investigations or cases can be linked and solvability increases.

When a firearm is recovered the firearm can be test fired and the shell casing can be submitted in a similar manner. This process can serve to link guns conclusively to different scenes where shell cases recovered can be tied to the gun in question.

The table below provides data on a per month basis through the time period of test fires, NIBIN hits, and FLOCK alerts associated with our use of NIBIN.

| | Total NIBIN Hits | New NIBIN Hits | Repeat NIBIN Hits | FLOCK Alert | Test Fires |
|----------|------------------|----------------|-------------------|-------------|------------|
| Jul-24 | 24 | 18 | 6 | 2 | 12 |
| Aug-24 | 19 | 11 | 8 | 6 | 14 |
| Sep-24 | 15 | 3 | 12 | 11 | 1 |
| Oct-24 | 23 | 8 | 15 | 1 | 27 |
| Nov-24 | 8 | 6 | 2 | 0 | 9 |
| Dec-24 | 10 | 6 | 4 | 2 | 7 |
| Jan-25 | 8 | 3 | 5 | 0 | 6 |
| Feb-25 | 9 | 4 | 5 | 2 | 12 |
| Mar-25 | 7 | 5 | 2 | 3 | 6 |
| Apr-25 | 8 | 5 | 3 | 1 | 29 |
| May-25 | 16 | 4 | 12 | 0 | 4 |
| Jun-25 | 15 | 11 | 4 | 1 | 10 |
| Year End | 162 | 84 | 78 | 29 | 137 |

POWER ENGAGE PLATFORM

Commerce City PD began using the PowerEngage platform on July 5, 2024. PowerEngage is a Community Engagement and survey platform that not only solicits feedback on employee performance and interactions, but also helps keep victims aware of the status of their investigation.

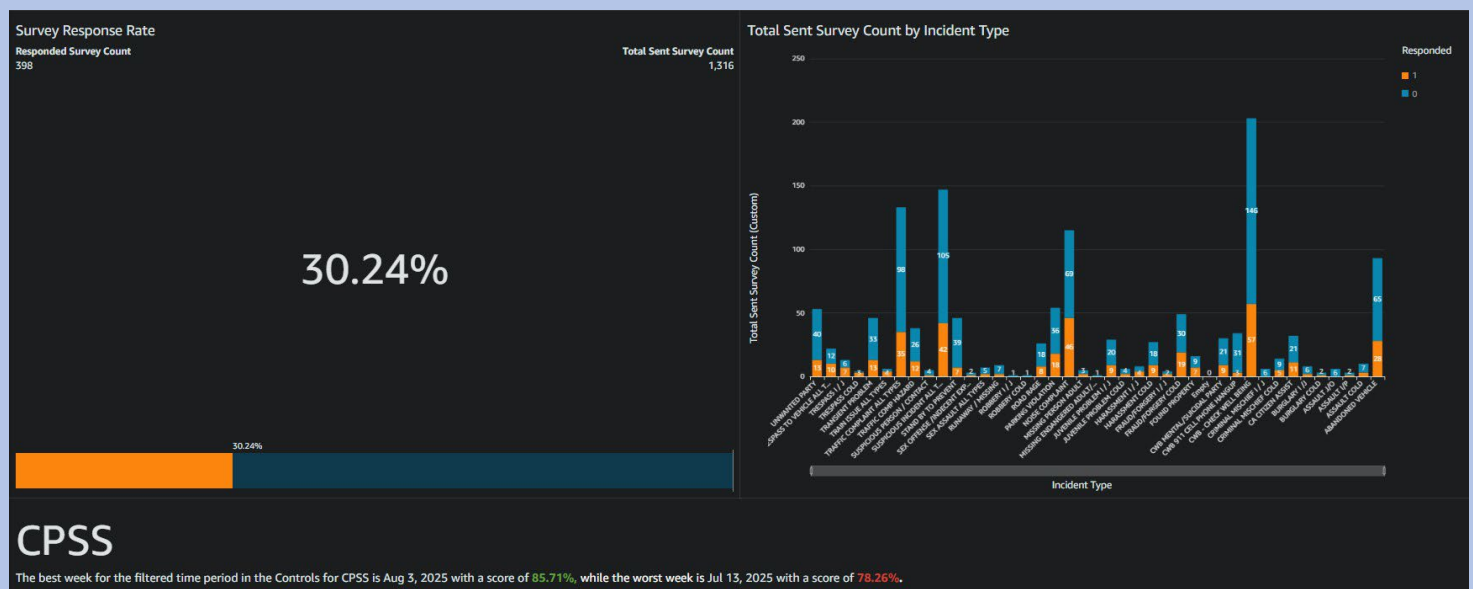
The survey tool does not solicit input on every type of call where PD personnel respond, however most routine call types are included. The survey form is an automated text sent to the wireless caller who solicited police services. This text solicits a satisfaction score and provides an opportunity for additional input from those who telephone police to share their experience. Feedback on performance is shared throughout the Police Department as well as on a monitor in the police department lobby.

The system will eventually be leveraged to provide automated notifications to victims keeping them apprised of the status of their case as it moves through the criminal justice system. It should be noted that at present, Commerce City PD is working to bring online a new records management system (RMS) through a new vender. The anticipated go live date for this new system is March of 2026. It is due to this system change and upgrade that additional notifications features within PowerEngage have not yet been activated.

The graphic below is a snapshot of one portion of our PowerEngage feedback screen. Green highlights are positive, and red are negative. Most of the negative feedback received refers to either long response times, or the perception that we never responded to the call for service. This feedback is valuable in helping us adjust our operations in a manner that seeks to proactively address respondent concerns.

| Answer | Incident Type | Incident Number | Encounter ID | Call Taker Name | Sentiment |
|--|-----------------------------|------------------|--------------|-----------------|-----------|
| The operator was very calm and nice. I was impressed! Thank you all f... 😊 | CWB - CHECK WELL BEING | 13070625-0047247 | 9835686 | Empty | POSITIVE |
| They came here to my house very fast after my call they fixed the ... 😊 | UNWANTED PARTY | 13070625-0047292 | 9835952 | Empty | POSITIVE |
| None 😊 | CA CITIZEN ASSIST | 13070625-0047321 | 9836162 | Empty | NEUTRAL |
| Your dispatcher was very polite and sympathetic was very much ... 😊 | CWB - CHECK WELL BEING | 13070625-0047338 | 9836295 | Empty | POSITIVE |
| I appreciated the quick response and clear communication. Thank you ... 😊 | CWB - CHECK WELL BEING | 13070625-0047341 | 9836343 | Empty | POSITIVE |
| He's very polite and respectful and he respond all me questions 😊 | CRIMINAL MISCHIEF COLD | 13070625-0047347 | 9836438 | Empty | POSITIVE |
| Thank you for being kind 😊 | PARKING VIOLATION | 13070625-0047362 | 9836575 | Empty | POSITIVE |
| Thank you for your concern for my health when I was in shock from th... 😊 | ASSAULT COLD | 13070625-0047368 | 9836594 | Empty | POSITIVE |
| Thank you for all your time and coaching. ... 😊 | HARASSMENT COLD | 13070625-0047370 | 9836608 | Empty | POSITIVE |
| Very prompt 😊 | SUSPICIOUS INCIDENT ALL ... | 13070625-0047373 | 9836620 | Empty | POSITIVE |
| Thank you for your service and help 😊 | CWB - CHECK WELL BEING | 13070625-0047379 | 9836679 | Empty | POSITIVE |
| The officer was very polite, kind, and responsive 😊 | TRAIN ISSUE ALL TYPES | 13070625-0047397 | 9836811 | Empty | POSITIVE |
| The Officer was polite and answered my question. 😊 | TRAFFIC COMP HAZARD | 13070625-0047398 | 9836820 | Empty | POSITIVE |
| None 😊 | JUVENILE PROBLEM I / J | 13070625-0047446 | 9837117 | Empty | NEUTRAL |
| There was no interaction the police as far as i'm concerned never show... 😞 | TRESPASS I / J | 13070725-0047457 | 9837198 | Empty | NEGATIVE |
| Thank you for responding so quickly and making sure everything was ... 😊 | SUSPICIOUS INCIDENT ALL ... | 13070725-0047516 | 9837614 | Empty | POSITIVE |
| The officer was polite, professional. Especially, I felt heard and that is ... 😊 | TRANSIENT PROBLEM | 13070725-0047521 | 9837650 | Empty | POSITIVE |
| The officers should leave a voicemail instead of calling over and over ... 😊 | SEX ASSAULT ALL TYPES | 13070725-0047608 | 9838235 | Empty | NEUTRAL |
| The officer gave a good report to me 😊 | CWB - CHECK WELL BEING | 13070725-0047640 | 9838520 | Empty | POSITIVE |
| He was very professional and took care of the situation. 😊 | FOUND PROPERTY | 13070725-0047668 | 9838802 | Empty | POSITIVE |
| No one came or contacted me! Thank for nothing. 😞 | PARKING VIOLATION | 13070725-0047704 | 9839077 | Empty | NEGATIVE |
| I wasn't given any feedback or how my request for action against the c... 😞 | CWB - CHECK WELL BEING | 13070725-0047708 | 9839164 | Empty | NEGATIVE |

This graphic is another snapshot of our PowerEngage feedback screen. The snapshot below reflects a time frame of July 1, 2024 to June 30, 2025. During the period in question our overall response rate was 30.24%. The system uses an AI algorithm to sort positive and negative feedback. The Citizen Positive Satisfaction Score (CPSS), is regularly updated to timely reflect in real time how our agency is performing. As shown below, during the year in question, the best week for our CPSS score was August 2, 2024 with 85.71% of all responses being positive, the worst week was July 13, 2024 with only 78.26% of all responses being positive.



DRONE AS FIRST RESPONDER PROGRAM

Commerce City PD has had an active drone program for many years. In our 2024 budget for 2025 we were appropriated money to stand up a Drone as First Responder (DFR) program. Our drone use prior to this program consisted of launching drones from various scenes as needed for overwatch or situational awareness. In these cases, the drone operator was required by law to maintain a visual line of sight to the drone.

Commerce City PD enlisted the help of Paladin Drones to stand up our DFR program. Commerce City PD worked diligently to navigate FAA rules in order to obtain a waiver that would allow our drone operators to pilot a drone beyond visual line of sight (BVLOS). Our BVLOS waiver from the FAA was received on May 9, 2025.

Commerce City PD obtained and mounted several drones on different structures throughout the City. The drones are stored in, and launched from, a dock that opens and closes to keep the drones out of the elements when not in use.

PD personnel received formal training the use of the new drone technology the week before July 4th, 2025, and our first operational day using the roof mounted drones in a DFR program capacity was July 4, 2025.

The DFR program will be housed within our Real Time Crime Center (RTCC) which we anticipate to have active prior to the end of 2025. The RTCC will initially be staffed by 6 civilian RTCC Technicians, and one sworn sergeant. The RTCC will be housed in our Patrol Support Bureau which is led by one of seven Commanders in the department.

PD ACCOMPLISHMENTS AND COMMUNITY ENGAGEMENT EVENTS

During the last year the Police Department has accomplished a number of notable things. We have continued to expand our FLOCK program and continue to see the value of the program in measurable ways. During the year we also had five officers training in Commercial Motor Vehicle inspections. Prior to this time, CCPD was wholly reliant on other entities to inspect CMV traffic on our behalf. Presently we have dedicated CMV inspection day roughly every other week.

This year also saw an active K9 program being brought online in order to enhance our service delivery and increase public engagement. As noted earlier in this report, there are many incidents of shots fired throughout the City, the decision to train both of our K9s in gunpowder detection and apprehension was made intentionally. Apart from being popular wherever they go, these K9s can detect spent shell casings, which can then be collected and submitted to NIBIN in an effort to link any cases where possible, and use every tool at our disposal to identify offenders in this regard.

This year has also brought a revision of the City's Emergency Operations Plan (EOP). This document focuses and guides City personnel in the event of a large-scale emergency.

Commerce City PD has continued to work toward becoming one of 5% of the law enforcement agencies in the nation to be nationally accredited through the Commission on Accreditation for Law Enforcement Agencies (CALEA). We are very close and suspect next year's annual report will include success being achieved in this endeavor.

Our social media and community engagement efforts continue to grow. During the year under review we hosted the first Citizens Police Academy Commerce City PD has hosted in over 20 years! It was highly successful and as this report is being written plans are underway to host another such academy in the fall of 2025.

During the period we also hosted our second annual Día de Muertos event, our second annual Costumes with a Cop, our second annual North Pole Patrol event, and our second annual Cops for Inclusion – an event for neurodivergent individuals.

Commerce City PD looks forward to another year of progress, community engagement, and providing the highest level of public safety possible for everyone who lives in, works in, visits, or drives through Commerce City.