



Colorado Auto Theft Prevention Authority (CATPA) -
Metropolitan Auto Theft Taskforce (MATT)
presents:

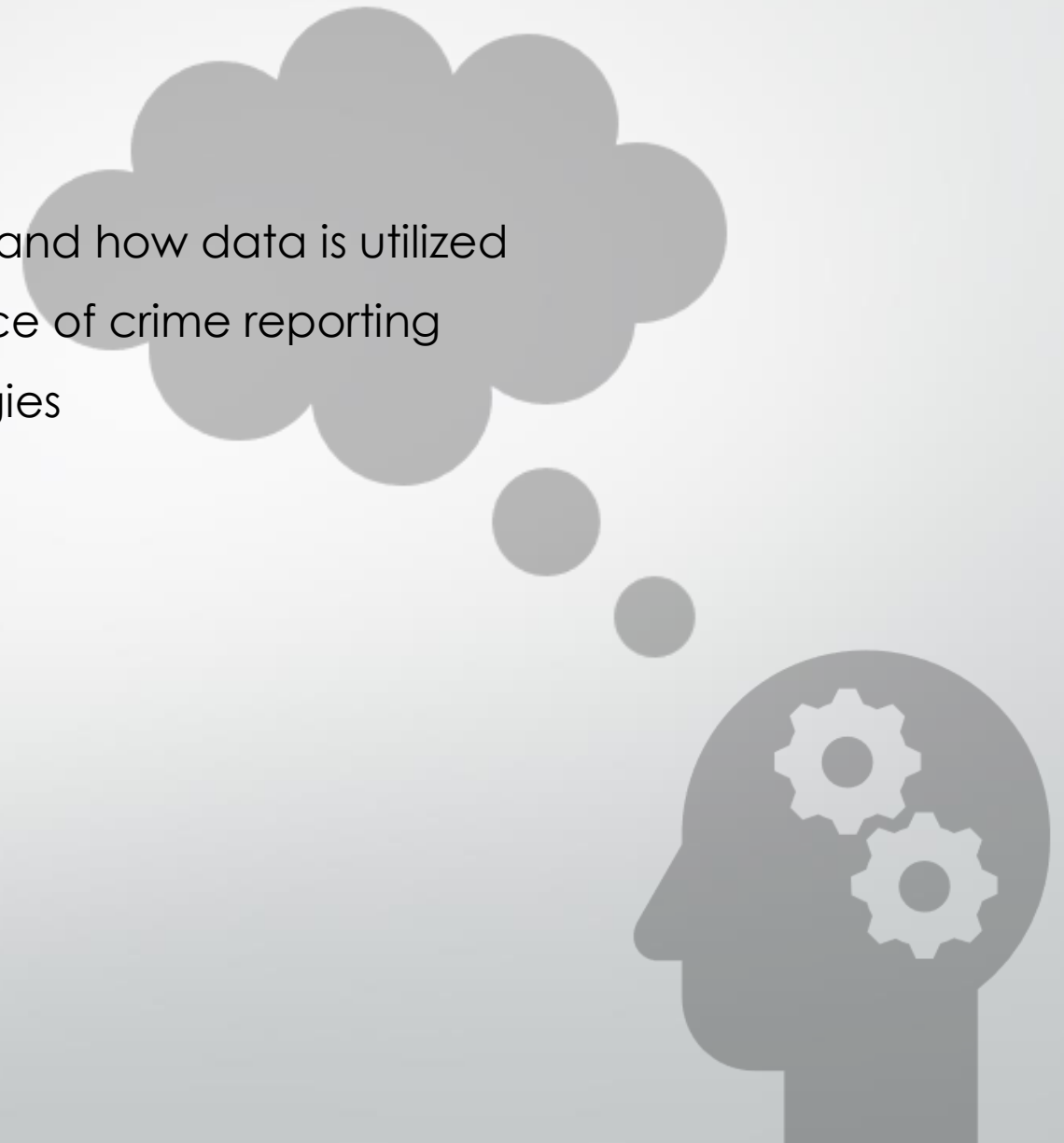
Auto Theft Awareness

Presented by Lakewood PD / C-MATT Crime Analyst Mindy Duong
at -
on February 3, 2020

Commerce City Police Department
Emergency Line: 9-1-1
Non-Emergency Line: 303-288-1535
Address: 7887 E 60th Ave Commerce City, CO 80022
Website: <https://www.c3gov.com/police>

Goals

- Increase auto theft awareness
- Provide basic overview of crime analysis and how data is utilized
- Improve understanding on the importance of crime reporting
- Educate on auto theft prevention strategies



The Importance of Crime Reporting & Info Sharing



Data is obtained from police reports, field incidents (FI), and calls for service (CFS).

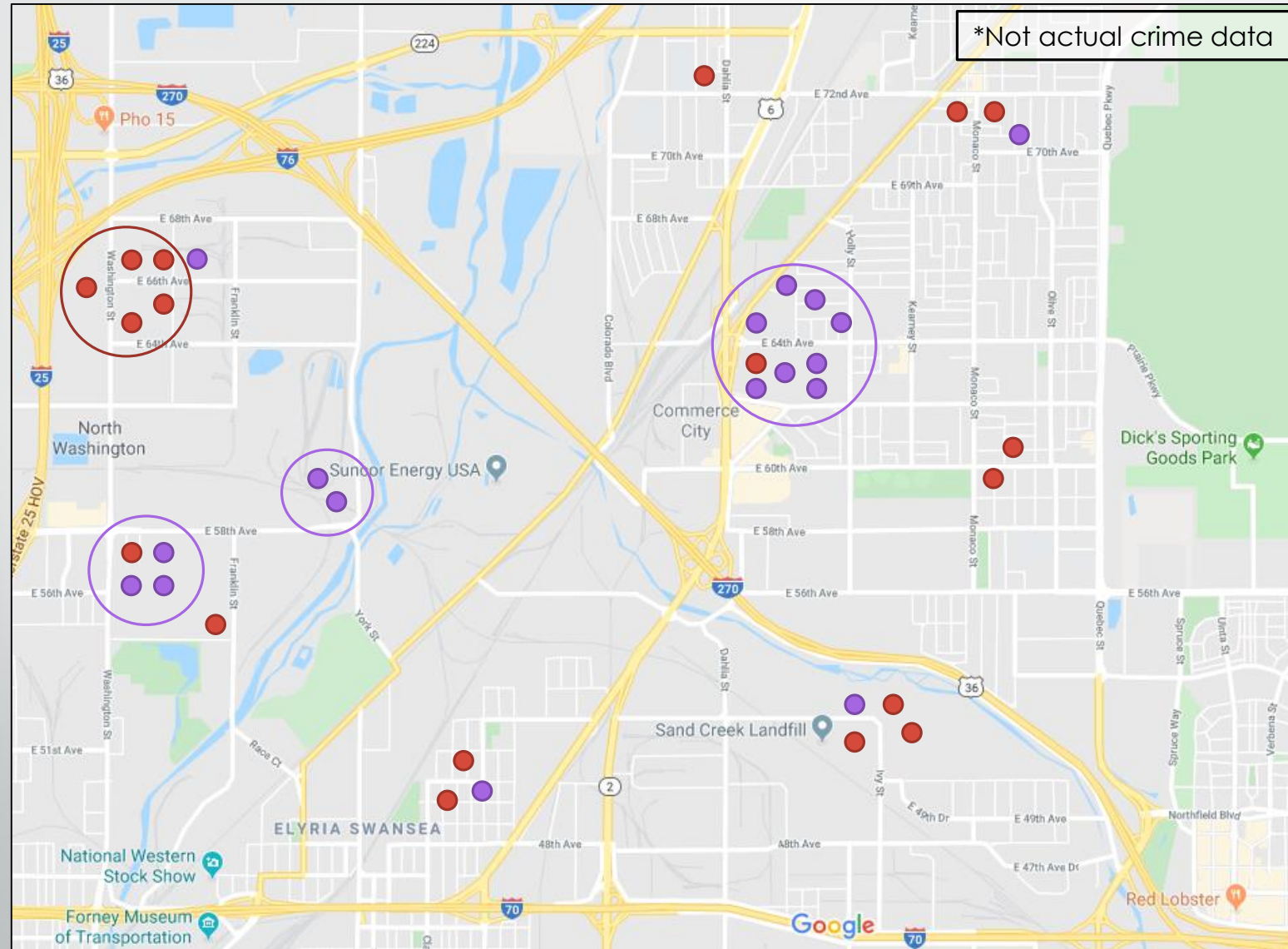
Police reports, FI, and CFS are obtained from officer initiatives and community reporting.

If a crime or incident is not reported, it cannot be analyzed.

If there is no data to analyze, no proactive actions can be taken in problematic areas (because we didn't know about it).



“Just another statistic...”



Motor Vehicle Theft (MVT) Statistics

The Denver Metro area is comprised of six counties: Adams, Arapahoe, Broomfield, Denver, Douglas, and Jefferson. Between January 1-December 31, 2019, there have been **13,123 thefts** and **11,356 recoveries** in the Denver Metro area.* Of those 13,123 thefts, 11,225 (86%) have been recovered.*

TOP STOLEN LOCATIONS DENVER METRO – JAN-DEC 2019	TOP RECOVERED LOCATIONS DENVER METRO – JAN-DEC 2019
Denver [4085]	Denver [4578]
Aurora [1672]	Aurora [1901]
Lakewood [571]	Lakewood [661]
Thornton [391]	Thornton [449]
Commerce City [387]	Commerce City [449]
Westminster [300]	Westminster [371]
Arvada [211]	Arvada [235]
Littleton [203]	Littleton [229]
Englewood [188]	Englewood [220]
Brighton [145]	Brighton [167]

NOTE: The above numbers reflect the listed cities these vehicles were stolen and recovered. It does **not** separate out unincorporated areas, thus county and city jurisdictions are counted together (i.e. Denver City & County steals & Adams County steals are collectively counted in "Denver" in the top locations)



Motor Vehicle Theft (MVT) Statistics

The Denver Metro area is comprised of six counties: Adams, Arapahoe, Broomfield, Denver, Douglas, and Jefferson. Between January 1-December 31, 2019, there have been **13,123 thefts** and **11,356 recoveries** in the Denver Metro area.* Of those 13,123 thefts, 11,225 (86%) have been recovered.*

TOP STOLEN VEHICLES DENVER METRO – JAN-DEC 2019	TOP RECOVERED VEHICLES DENVER METRO – JAN-DEC 2019
Honda Civic [505]	Honda Civic [490]
Ford F250 [493]	Ford F250 [464]
Honda Accord [467]	Honda Accord [459]
Chevrolet Silverado [457]	Chevrolet Silverado [403]
Ford F350 [280]	Ford F350 [241]
Ford F150 [261]	Ford F150 [237]
GMC Sierra [242]	GMC Sierra [217]
Dodge Ram [219]	Dodge Ram [193]
Subaru Impreza [204]	Subaru Impreza [189]
Subaru Legacy [189]	Subaru Legacy [179]

TOP STOLEN VEHICLES COMMERCE CITY – JAN-DEC 2019	TOP RECOVERED VEHICLES COMMERCE CITY – JAN-DEC 2019
Ford F250 [40]	Ford F250 [44]
Chevrolet Silverado [23]	Chevrolet Silverado [21]
Ford F350 [20]	Ford F350 [19]
GMC Sierra [14]	Honda Civic [19]
Honda Civic [13]	Dodge Ram [15]
Honda Accord [9]	Honda Accord [12]
Ford F150 [8]	GMC Sierra [10]
Dodge Ram [8]	Jeep Grand Cherokee [9]
Ford Explorer [5]	Ford F150 [8]
Jeep Grand Cherokee [5]	Ford E250 [7]

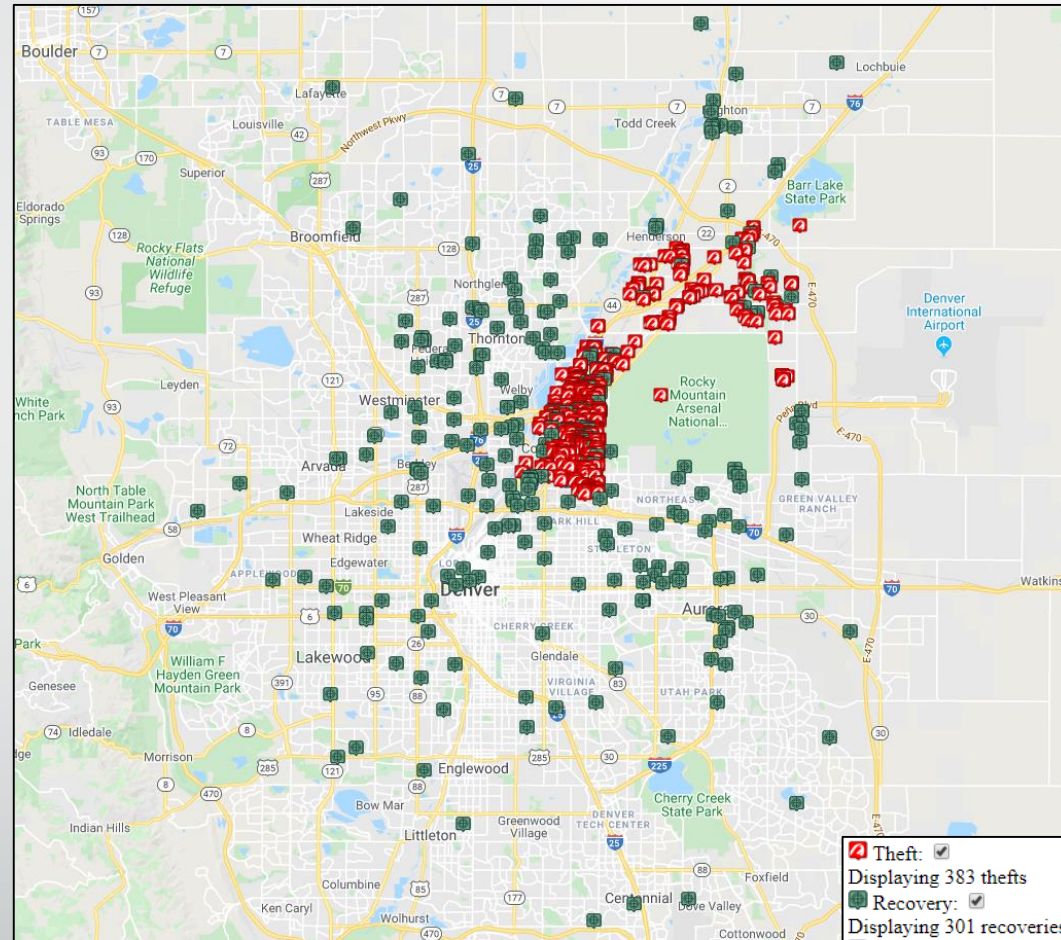
C-MATT provides a list of the top ten stolen vehicles in the Denver Metro area on a quarterly basis.

The list can obtain on police department's social media and public pages.

*Crime data obtained from the ATICC database is accurate as of January 16, 2020. The data is dynamic and will likely be different than previously published numbers.



Motor Vehicle Theft (MVT) Statistics

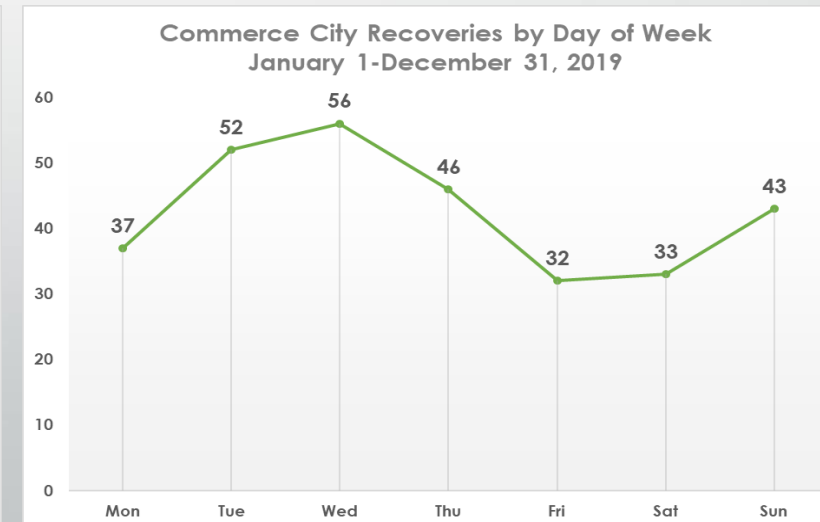
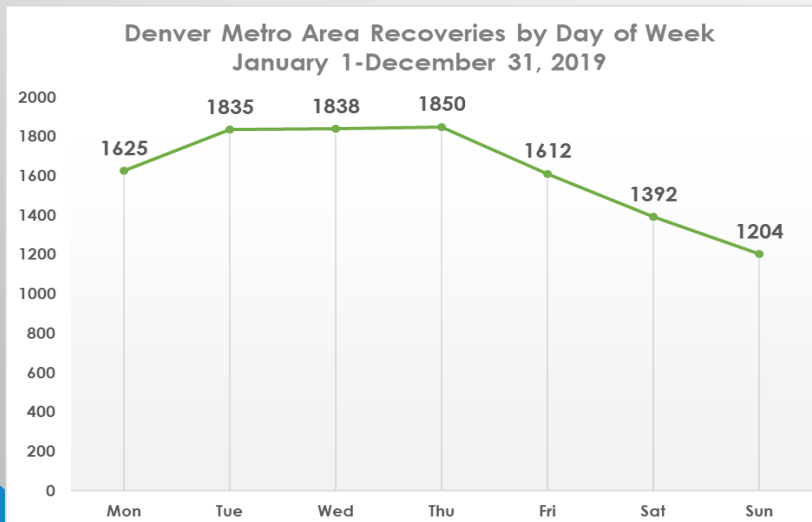
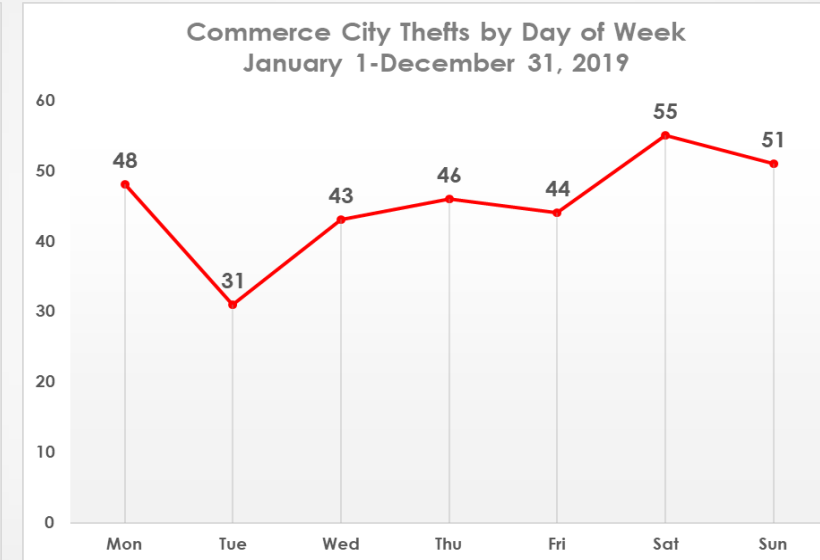
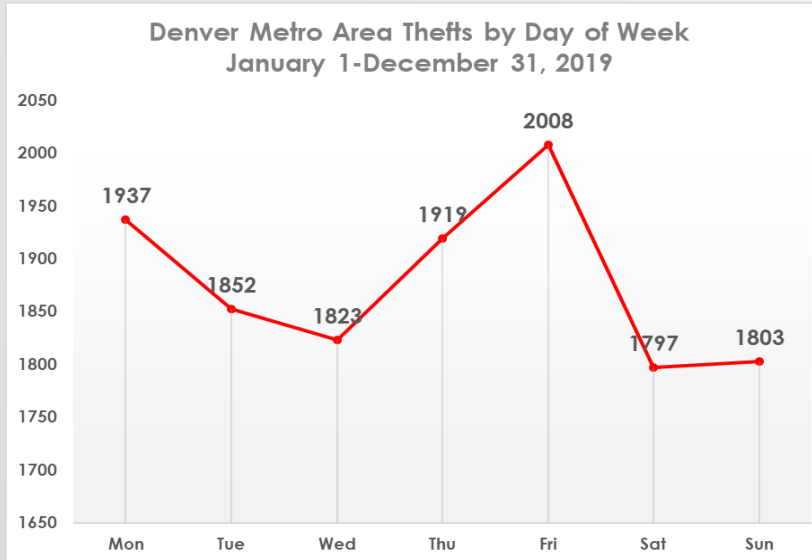


	RECOVERED IN 7 DAYS	RECOVERED IN 30 DAYS	RECOVERED IN 60 DAYS	NOT YET RECOVERED
COMMERCE CITY	48%	70%	74%	21%
DENVER METRO AREA	46%	68%	75%	15%

*Crime data obtained from the ATICC database is accurate as of January 16, 2020. The data is dynamic and will likely be different than previously published numbers.



Motor Vehicle Theft (MVT) Statistics



*Crime data obtained from the ATICC database is accurate as of January 16, 2020. The data is dynamic and will likely be different than previously published numbers.

Auto Theft Prevention Strategies

- Lock your vehicles!
- Do not leave any keys in your vehicle when it's not in use.
 - Check your owner's manual for a valet key.
- Do not leave your vehicle unattended if it is unlocked and/or running (puffing).
- Do not leave anything valuable in the vehicle.
- Park in well-lit areas & be aware of your surroundings.
- Invest in a club for your steering wheel.
- Invest in an audible alarm system.
- Invest in GPS tracking system.
- Report any suspicious activities to your local police department.
- Help spread awareness to your communities.



PROTECT YOUR VEHICLE FROM THEFT

What You Should Know

In the U.S.,
a vehicle
is stolen
every

41
SECONDS



Nationally,
nearly

42%



of stolen vehicles are
NEVER RECOVERED

Thieves can
**STRIP A
VEHICLE**
of parts in



30 MINUTES or less

Approximately

\$5.9
BILLION



The estimated
total value of
**VEHICLES
STOLEN**
nationwide

States Where Your Vehicle Is
MOST LIKELY TO BE STOLEN



- | | |
|---------------|-------------|
| 1. California | 6. Illinois |
| 2. Texas | 7. Ohio |
| 3. Florida | 8. Colorado |
| 4. Washington | 9. Missouri |
| 5. Georgia | 10. Arizona |

*Top 10 States with the highest numbers
of vehicles reported stolen in CY 2016

PROTECT YOUR VEHICLE
from theft with these simple steps:

- Close and lock all windows and doors when you park
- Park in well-lit areas
- Never leave your vehicle while it's running
- Never leave keys or valuables in your vehicle

Vehicles Most Likely to be **STOLEN**



- | | |
|------------------------|----------------------|
| 1. Honda Accord | 6. Nissan Altima |
| 2. Honda Civic | 7. Toyota Corolla |
| 3. Chevrolet Silverado | 8. Ford F250 |
| 4. Toyota Camry | 9. Ford Econoline |
| 5. Ford F150 | 10. Chevrolet Impala |

*Top 10 reported stolen vehicles in CY 2016

Sources: NHTSA and FBI

Revised May 2018

For more information on vehicle theft prevention and NHTSA,
check out [NHTSA.gov/Theft](https://www.nhtsa.gov/Theft).



U.S. Department of Transportation
National Highway Traffic Safety Administration



Questions?

Presenter Information:

Crime Analyst Mindy Duong MS, CCIA

Lakewood Police Department | CATPA Metropolitan Auto Theft Taskforce

Desk: 303-987-4902 | E-mail: minduo@lakewoodco.org



Commerce City Police Department

Emergency Line: 9-1-1

Non-Emergency Line: 303-288-1535

Address: 7887 E 60th Ave Commerce City, CO 80022

Website: <https://www.c3gov.com/police>