



# 2022-2023 Redistricting Plan Public Hearing

.....●  
●.....  
February 6, 2023

# Agenda

---

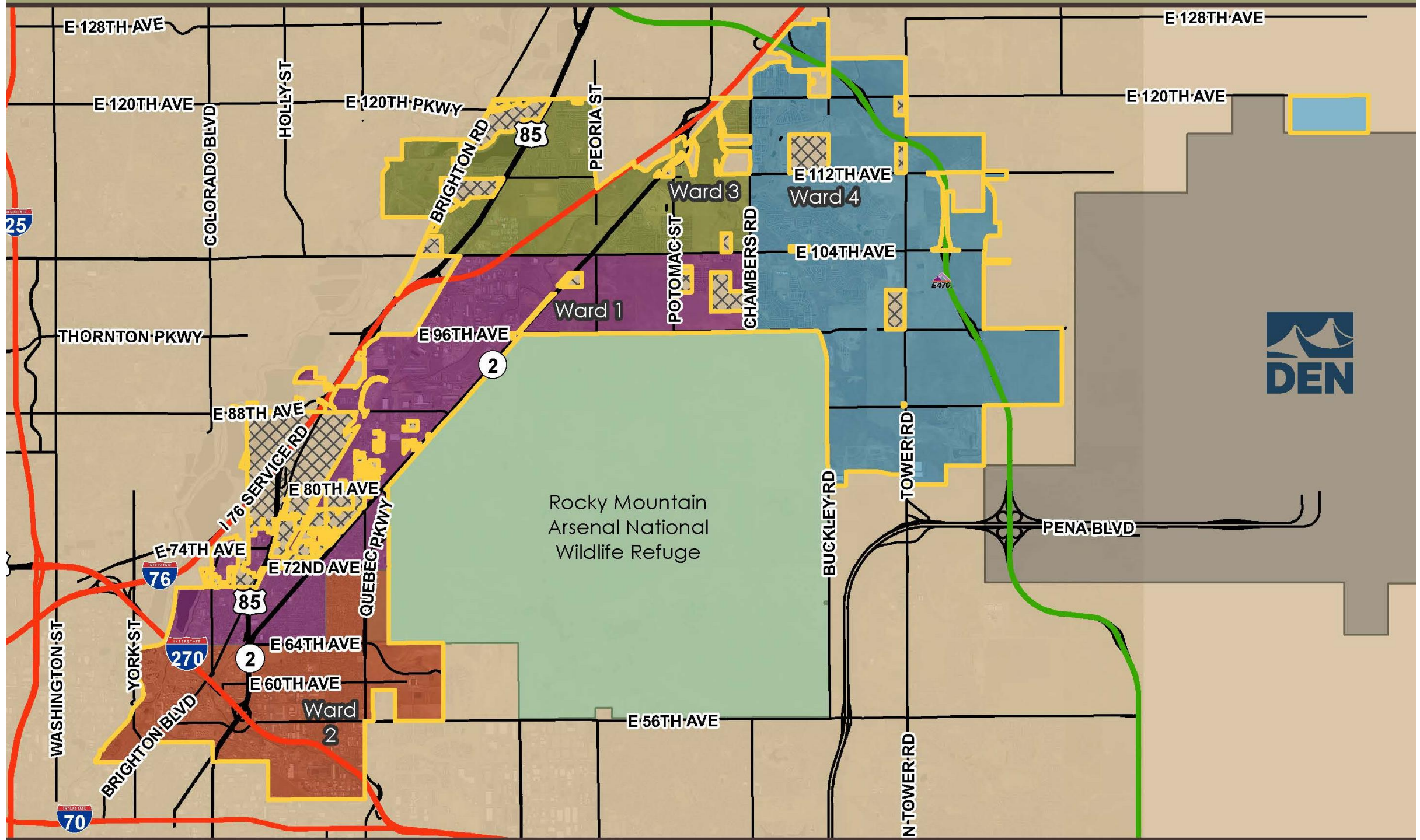
Background and Outreach

Redistricting Criteria

Review of Draft Maps

Council Questions and Feedback

---



E 128TH AVE

E 128TH AVE

E 120TH AVE

E 120TH AVE

E 120TH PKWY

85

PEORIA ST

E 112TH AVE

Ward 3

Ward 4

E 104TH AVE

POTOMAC ST

CHAMBERS RD

Ward 1

E 96TH AVE

2

THORNTON PKWY

E 88TH AVE

Rocky Mountain Arsenal National Wildlife Refuge

E 80TH AVE

E 74TH AVE

E 72ND AVE

85

QUEBEC PKWY

E 64TH AVE

2

E 60TH AVE

Ward 2

2

E 56TH AVE

BUCKLEY RD

TOWER RD

PENA BLVD

N-TOWER RD



25

COLORADO BLVD

HOLLY ST

BRIGHTON RD

WASHINGTON ST

YORK ST

76

270

BRIGHTON BLVD

70

# 2022-2023 Redistricting Background

---

Previous redistricting was completed in 2013 following 2010 Census

2010 population 45,913

2020 population 62,418\* = 35.9% increase

Most population growth in the north and northeast

# 2022-2023 Redistricting Background

---

## Current Ward Populations

Ward I – 13,729

Ward II – 12,196

Ward III – 15,254

Ward IV – 21,239

Deviation % under Target – Ward II = -21.85%

Deviation % over Target – Ward IV = +36.10%

Total Deviation % - 57.95%

---

# 2022-2023 Redistricting Background

---

Staff presentation in February 2021 on redistricting and potential Charter amendments

Council consensus was to wait for 2020 census completion and to move forward with exploring resident input on Council composition Charter amendments

Staff presented in March 2021 on public input options for the Council composition Charter Amendments

Council consensus to conduct city-wide mailed survey

---

# 2022-2023 Redistricting Background

---

Staff presented in December 2021 with mail survey results and finalized Special Election and Redistricting plans

City Clerk's Office began conducting outreach and community engagement in Q1 of 2022

Articles on redistricting ran in Connected newsletter

Website and videos launched in early 2022

# 2022-2023 Redistricting Background

---

## Outreach

- January 2022
  - Youth Commission
  - Senior Commission
  - Community Info Session
  - QCF
  - DEI Commission
  - Connected Articles (pg. 2)
  - [www.c3gov.com/redistricting](http://www.c3gov.com/redistricting) went live



# 2022-2023 Redistricting Background

---

## Outreach

- February 2022
  - Community Info Session
  - Interview w/ El Comercio
  - Community Info Session (Virtual)
  - Community Info Session
  - Chamber of Commerce
  - Connected Articles (pg. 1)

# 2022-2023 Redistricting Background

---

## Outreach

- March 2022
  - Planning Commission
  - Community Info Session
  - Cultural Council
  - CPSAB
  - PRGAC
  - Community Info Session
  - CC Historic Society
  - Connected Articles (pg. 1)

# 2022-2023 Redistricting Background

---

## Outreach

- April 2022
  - Connected Articles (pg. 1)
  - Bilingual Redistricting Process 2-minute Overview Video live

# 2022-2023 Redistricting Background

---

## Outreach

- July 2022
  - Mapping Drive @ Anythink Library
  - Music in the Parks
  - Connected Articles (pg. 1)

# 2022-2023 Redistricting Background

---

## Outreach

- August 2022
  - Music in the Parks
- September
  - 70<sup>th</sup> Anniversary Celebration
  - Connected Articles (pg. 2)

# 2022-2023 Redistricting Background

---

## Outreach

- November 2022
  - Latino Engagement Task Force Presentation
  - LLC Law Firm Community Spotlight Recognition

# 2022-2023 Redistricting Background

---

## Online Outreach

- Facebook
    - 12 posts, 15,061 reach, 1,107 engagements
  - NextDoor
    - 10 post, 9,225 reach
  - Twitter
    - 23 tweets, 3,056 reach, 44 engagements
  - Website
    - 937 pageviews, 826 unique visitors, 3:23 avg time
  - YouTube
    - 3 videos, 99 views, 866 impressions
-

# 2022-2023 Redistricting Background

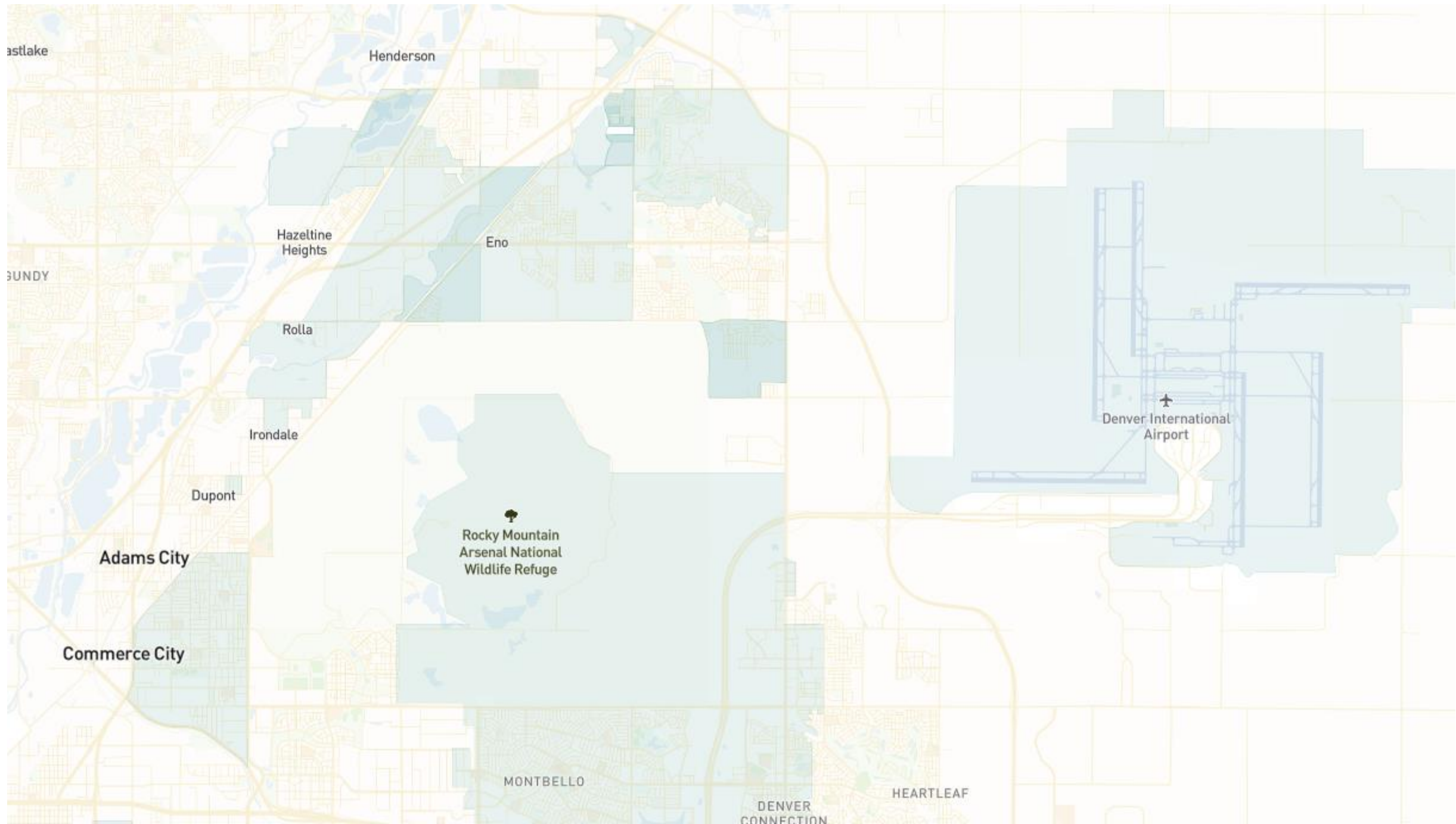
---

## Representable Results

- 11 submissions from Community Members

[Link to submission and map](#)





Eastlake

Henderson

Rolla

Hazeltine Heights

Eno

Rolla

Irondale

Dupont

Adams City

Commerce City

Rocky Mountain Arsenal National Wildlife Refuge

Denver International Airport

Montbello

Denver Connection

Heartleaf

# Redistricting Criteria

---

Equal Populations

Racial Equality

Compactness

Contiguity

Preservation of Boundaries

Communities of Interest

---

# Redistricting Criteria

---

## Equal Populations

Ward boundaries must have as close to equal population numbers as possible to ensure that one person's vote in one Ward is worth as much as another's vote in a different Ward. – *Wesberry v Sanders (1964)*

The standard deviation between the smallest and largest Ward must not exceed 10% between the two.

“One person, one vote” – *Reynolds v Sims (1964)*

---

# Redistricting Criteria

---

## Racial Equality

Ward boundaries cannot be drawn in such a manner as to dilute the voting power of minority groups.

*Carstens v Lamm (D.Colo. 1982)*

# Redistricting Criteria

---

## Compactness

Wards should be geographically compact to prevent Wards from encompassing large geographic areas but having a small voting population.

When weighing compactness vs equal populations, equal population takes precedence – *Allen v Board of County Commissioners of Lincoln County (Colo. 1972)*

# Redistricting Criteria

---

## Contiguity

Wards should be contiguous, and no part of a district should be entirely separated geographically from any other part of the district. - *Carstens v Lamm (D.Colo. 1982)*

\*Commerce City will always fail this due to our “swiss-cheese” area in the core City and parcels north of DIA

# Redistricting Criteria

---

## Preservation of Boundaries

Inapplicable to municipalities due to no internal boundaries to preserve

# Redistricting Criteria

---

## Communities of Interest

Communities of interest are geographic areas composed of people who share similar policy concerns and should be kept whole within a single district or ward.

Policy interest could include racial, social, economic, demographic, environmental, transportation, agricultural, industrial, or other similar features. – *Colorado Constitution Article V Sec. 47(3)*



# Redistricting Criteria

---

## Communities of Interest

A community of interest should tell its own unique story that is distinguishable from another surrounding community.

Most importantly, communities of interest should be defined by local community members who reside there.

Focus of our 2022 public engagement

# Redistricting Criteria

---

## Communities of Interest

A community of interest should tell its own unique story that is distinguishable from another surrounding community.

Most importantly, communities of interest should be defined by local community members who reside there.

Focus of our 2022 public engagement

# Other Considerations

---

Charter requires new Ward boundaries to be adopted no later than 180 days before election – *Charter Sec. 4.2*

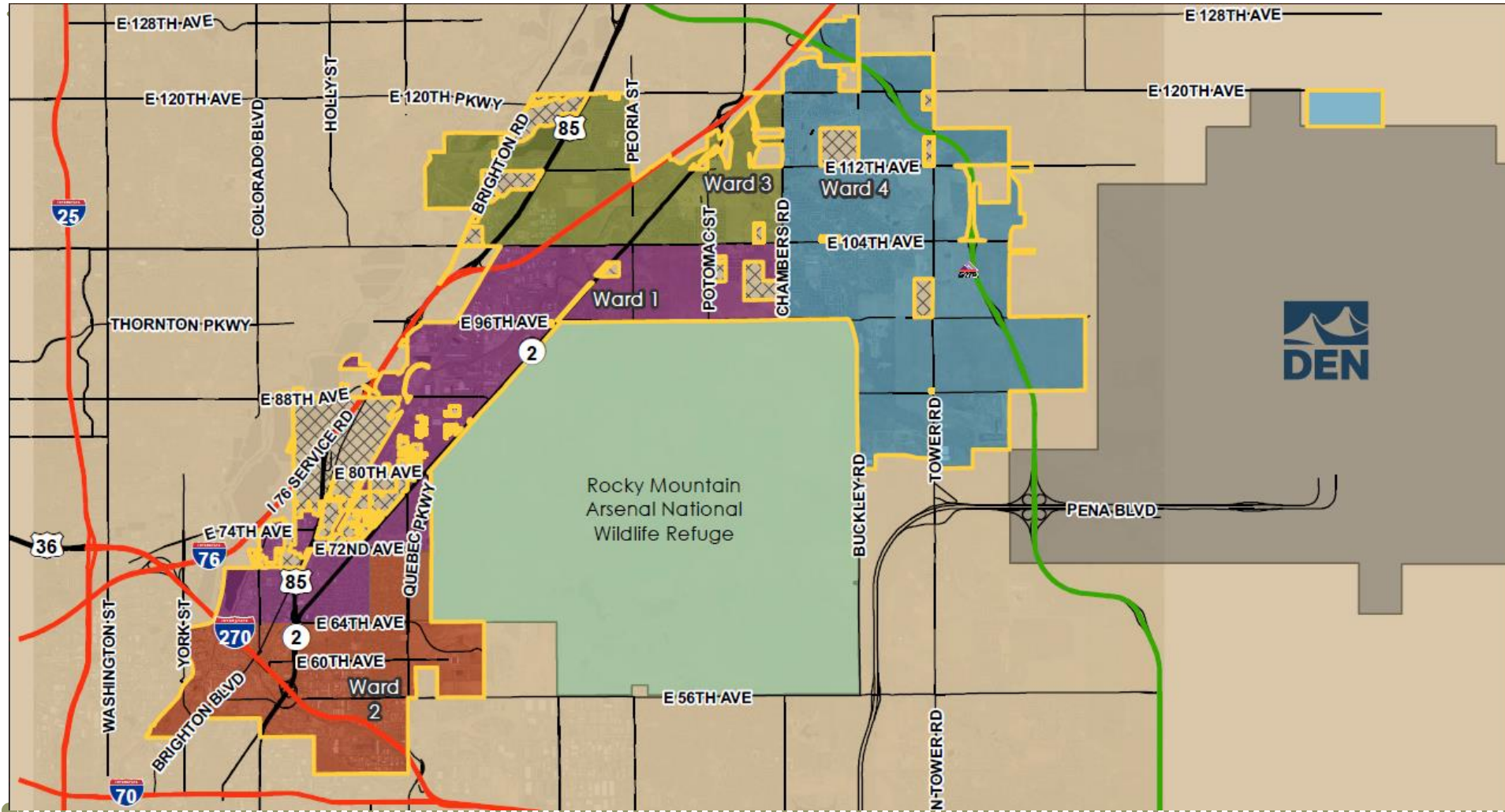
Ward boundaries should not be changed more than once every 6 years unless necessary – *C.R.S. sec. 31-4-104*

*Should not use current Council Member residence as factor when redistricting – Colo. Const. Art V sec. 47(3)*

*Should not use political parties as factor when redistricting*

---

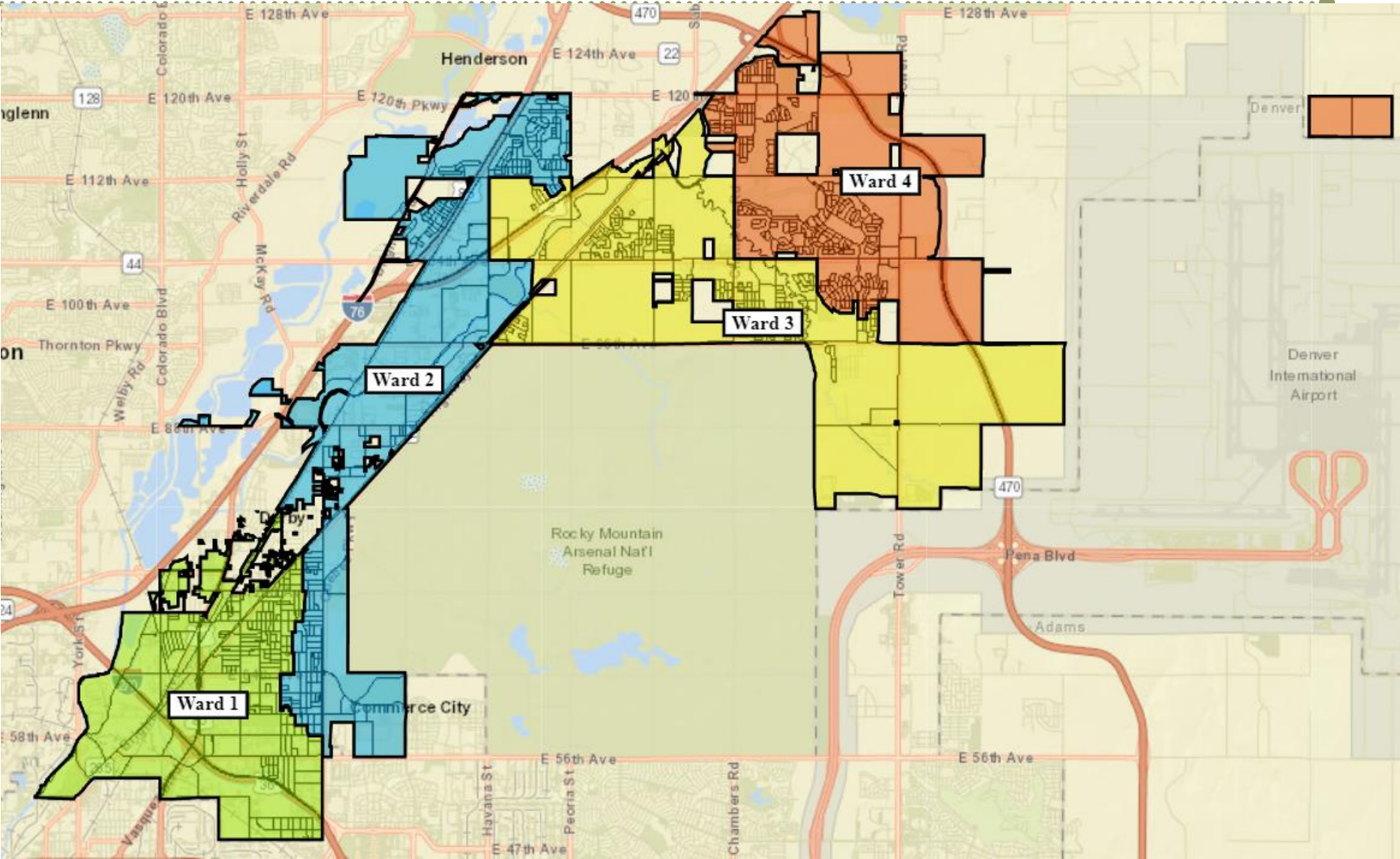
# Current Ward Boundaries



# Current Ward Stats

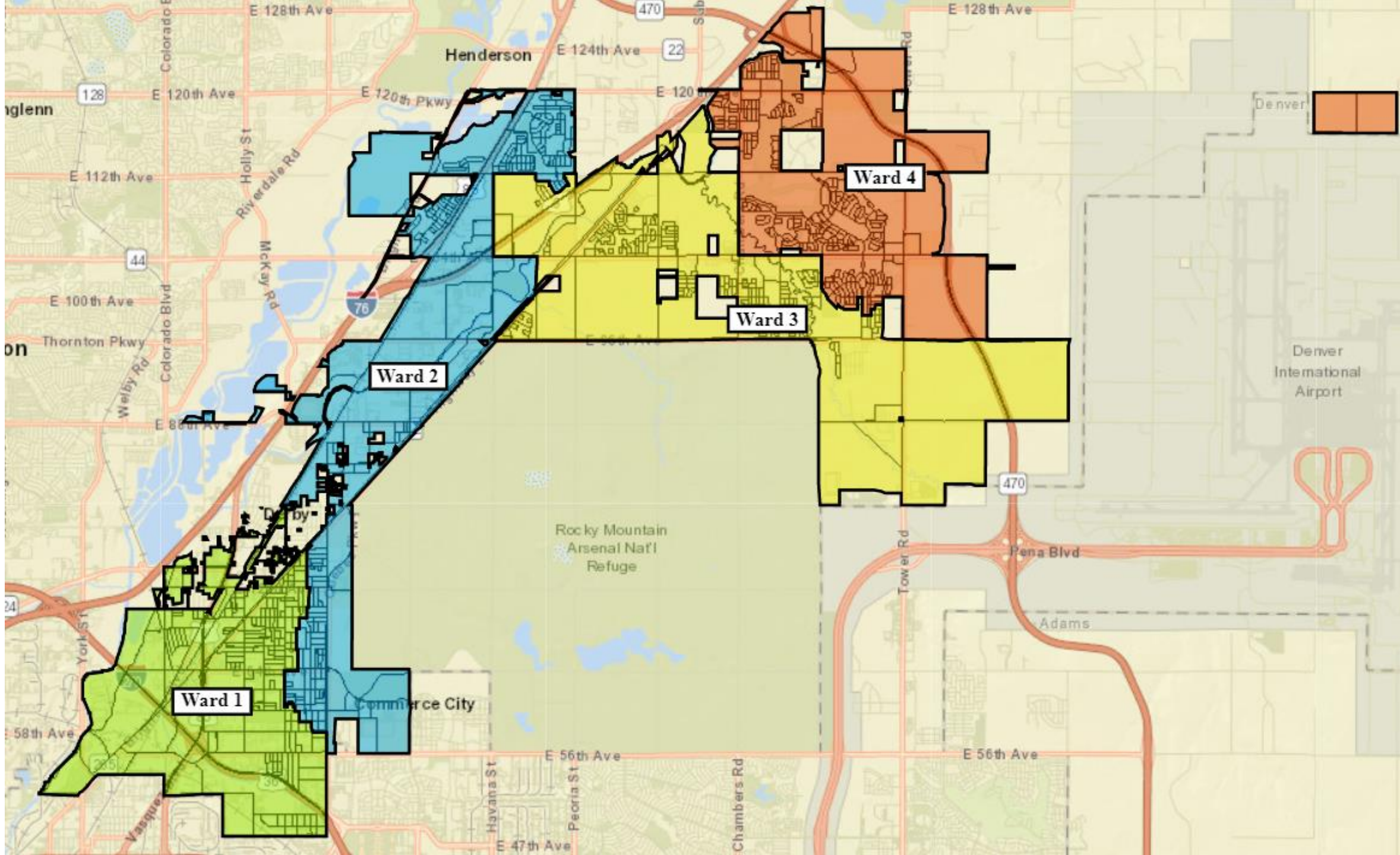
Ward	Pop. (2020)	Target (2020)	% Dev.	% Total Non-Hispanic	% Total Hispanic
I	13,729	15,605	-12.01%	34.91%	65.09%
II	12,196	15,605	-21.85%	28.03%	71.97%
III	15,254	15,605	-2.25%	59.43%	40.57%
IV	21,239	15,605	+36.10%	68.91%	31.09%

# Plan 1



Quality Community for a Lifetime • [c3gov.com](http://c3gov.com)





# Plan 1 Stats

Ward	Pop. (2020)	Target (2020)	% Dev.	% Total Non-Hispanic	% Total Hispanic
I	15,429	15,605	-1.13	29.46%	70.54%
II	15,862	15,605	+1.65%	43.83%	56.17%
III	15,305	15,605	-1.92%	59.95%	40.05%
IV	15,822	15,605	+1.39%	71.04%	28.96%



# Plan 1 Redistricting Criteria

---

Equal Populations 😊

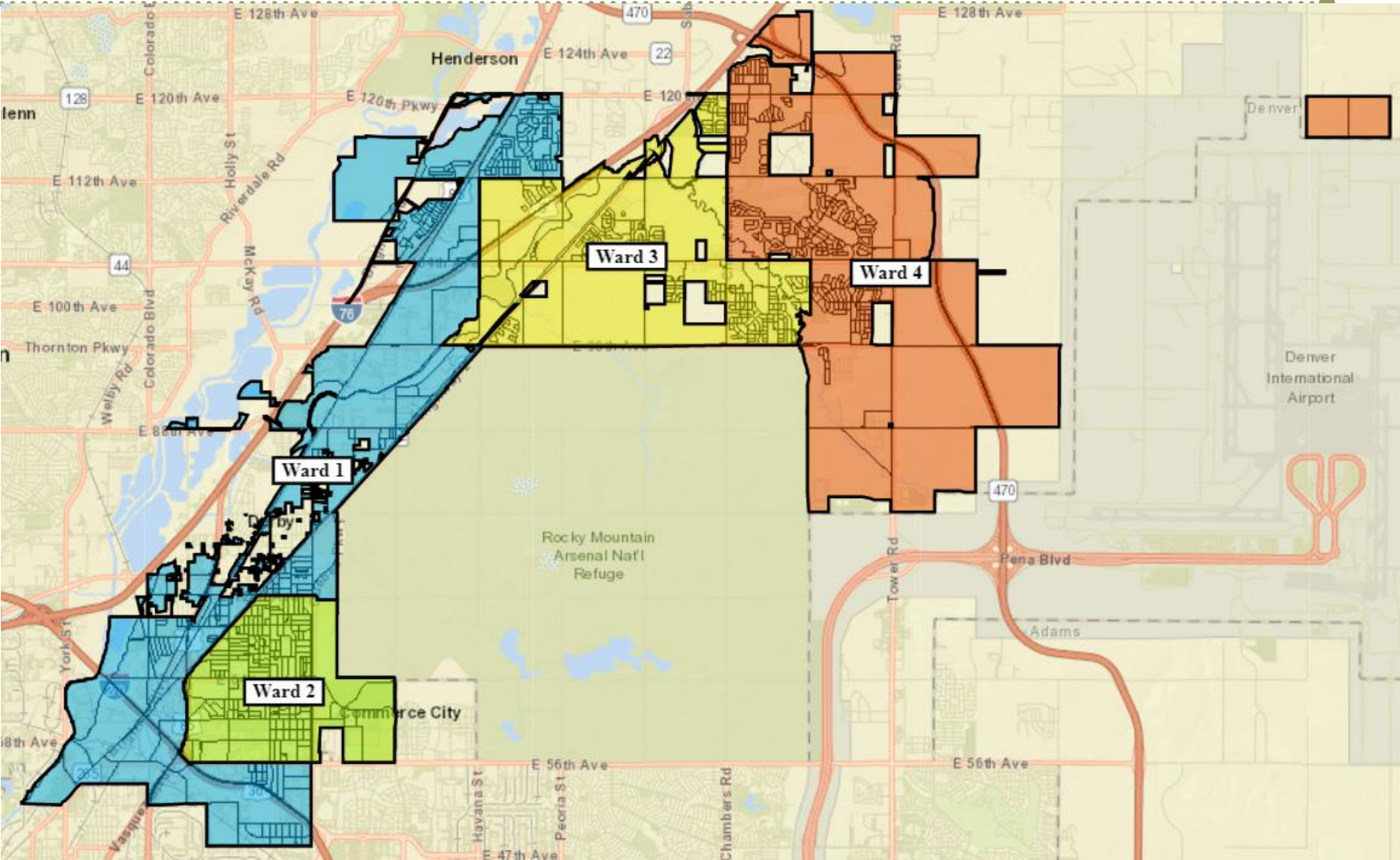
Racial Equality 😊

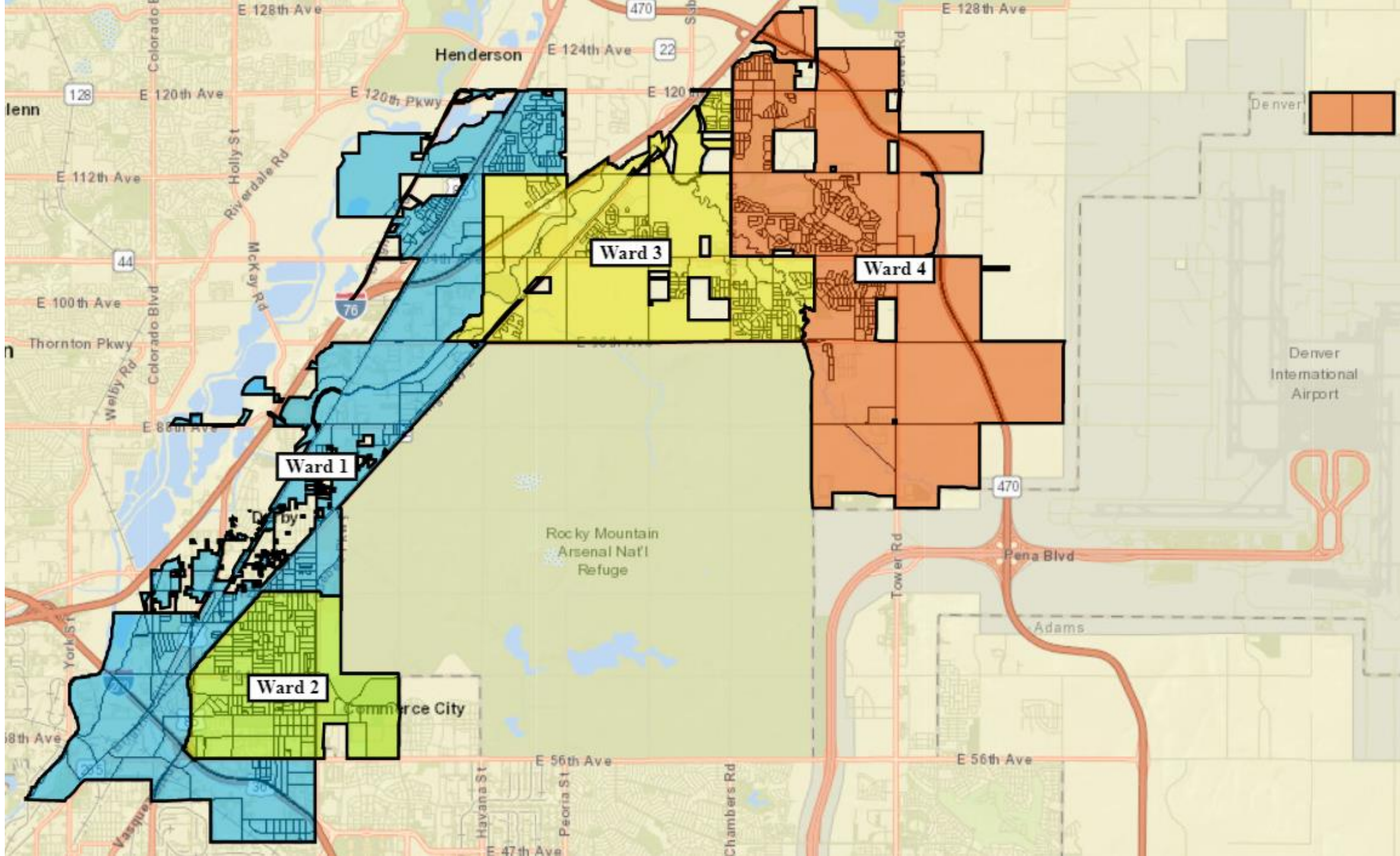
Compactness 😊

Contiguity 😐

Communities of Interest 😞

# Plan 2





# Option 2 Stats

Ward	Pop. (2020)	Target (2020)	% Dev.	% Total Non-Hispanic	% Total Hispanic
I	15,658	15,605	+0.34	27.78%	72.22%
II	15,226	15,605	-2.43%	45.26%	54.74%
III	16,056	15,605	+2.89%	59.85%	40.15%
IV	15,478	15,605	-0.81%	71.47%	28.53%



# Option 2 Redistricting Criteria

---

Equal Populations 😊

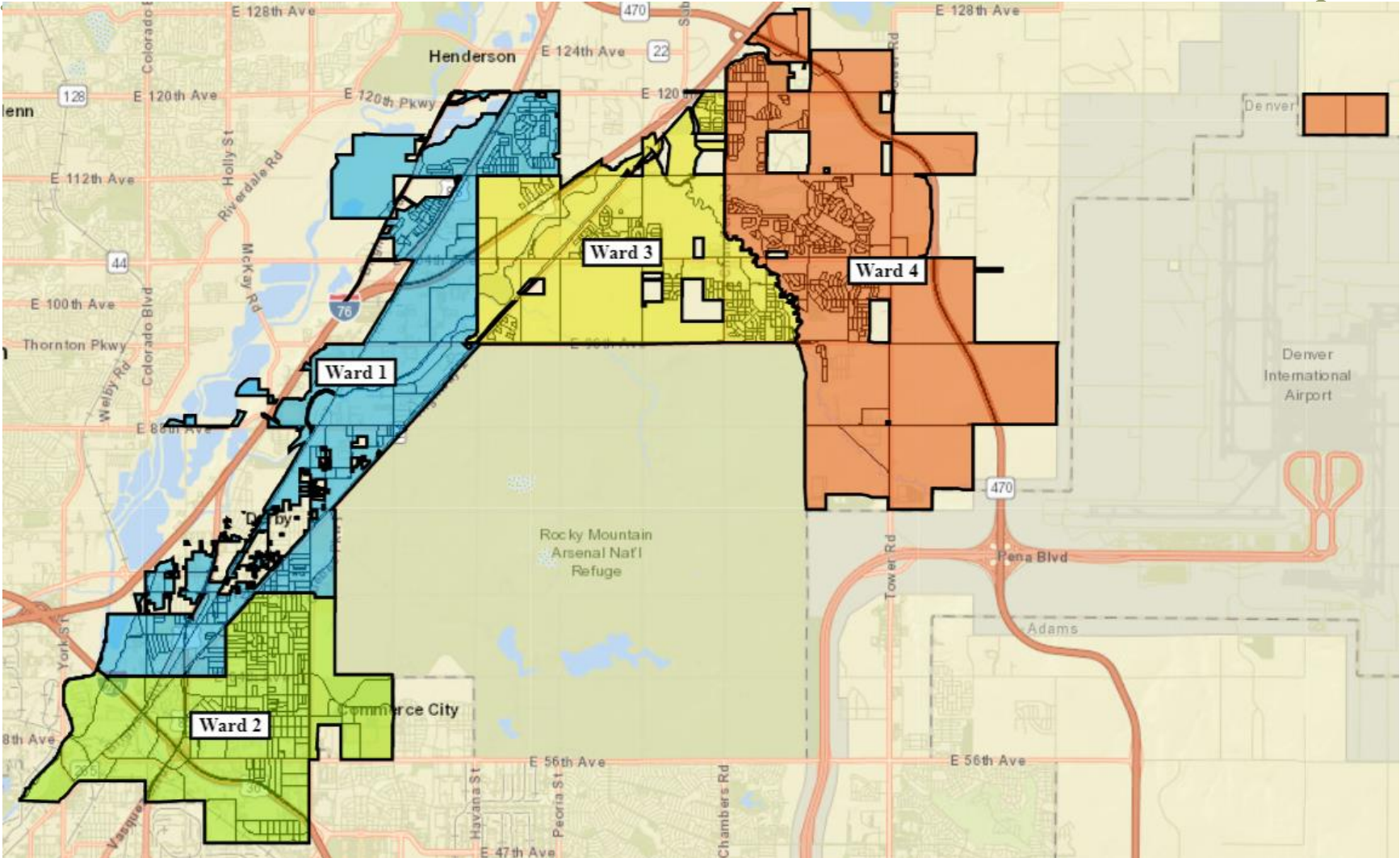
Racial Equality 😊

Compactness 😊

Contiguity 😐

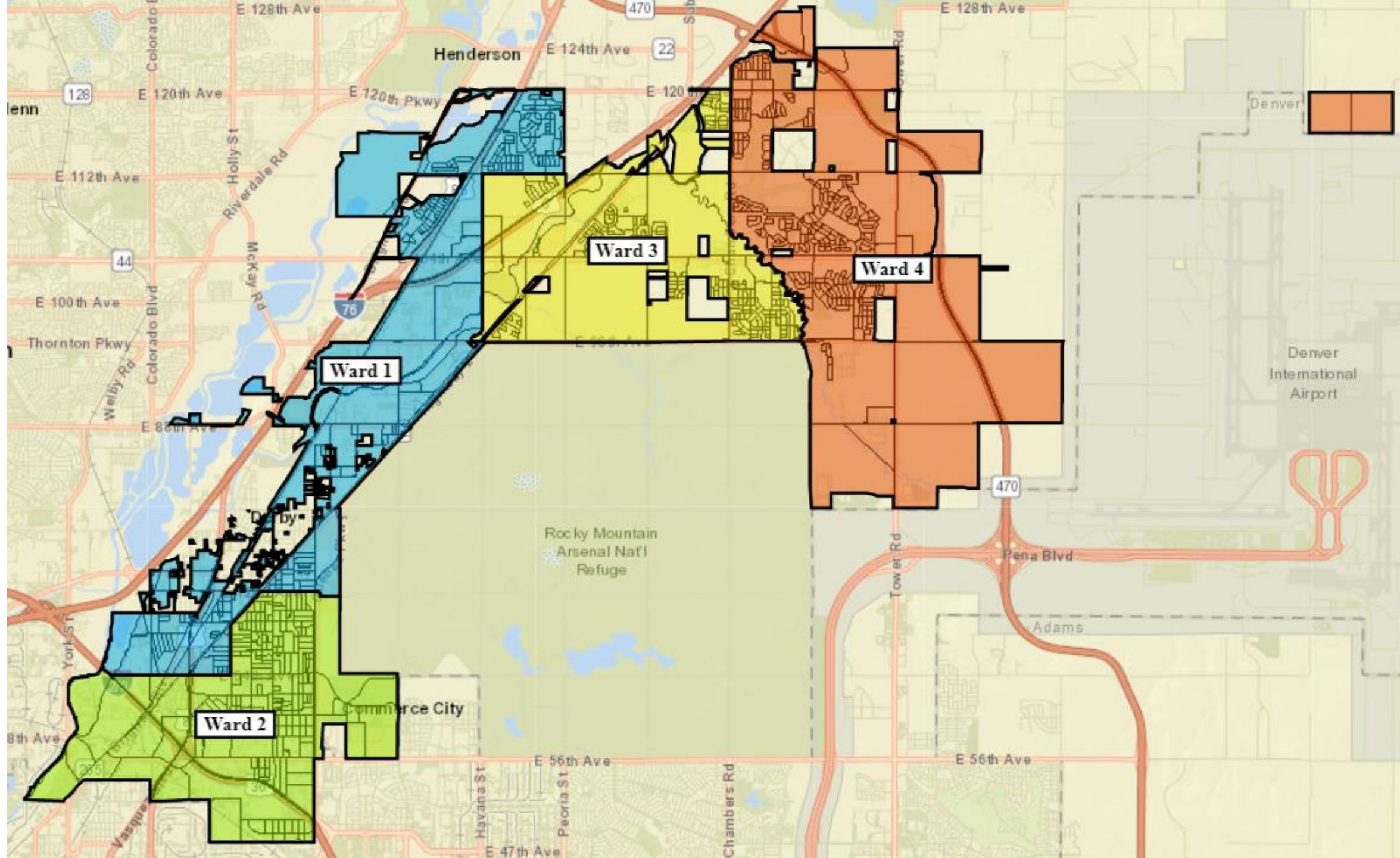
Communities of Interest 😊

# Plan 3



Quality Community for a Lifetime • [c3gov.com](http://c3gov.com)





# Plan 3 Stats

Ward	Pop. (2020)	Target (2020)	% Dev.	% Total Non-Hispanic	% Total Hispanic
I	15,370	15,605	-1.51	44.78%	55.22%
II	15,514	15,605	-0.58%	28.10%	71.90%
III	15,465	15,605	-0.90%	59.35%	40.65%
IV	16,069	15,605	+2.97%	71.53%	28.47%





# Plan 3 Redistricting Criteria

---

Equal Populations 😊

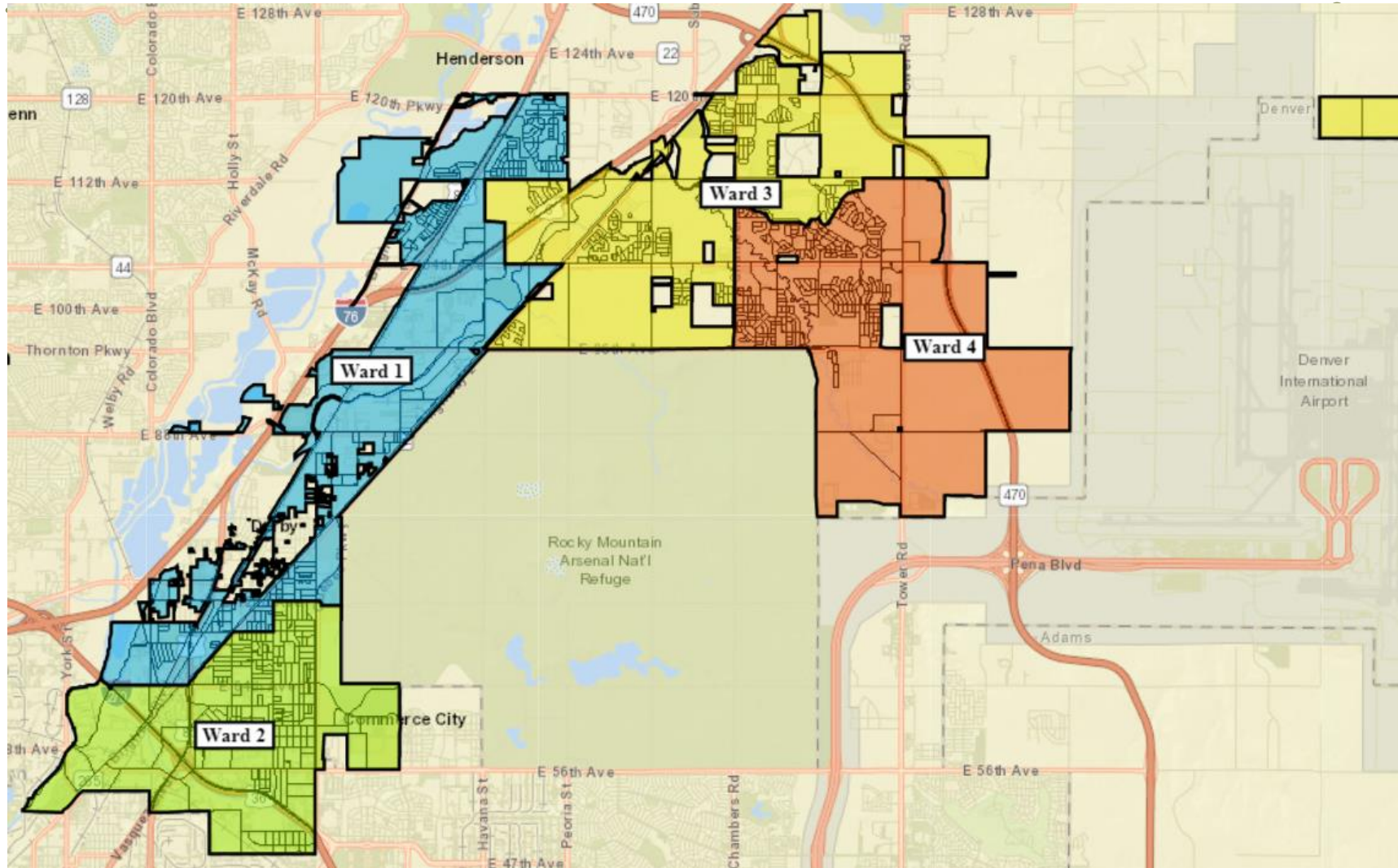
Racial Equality 😊

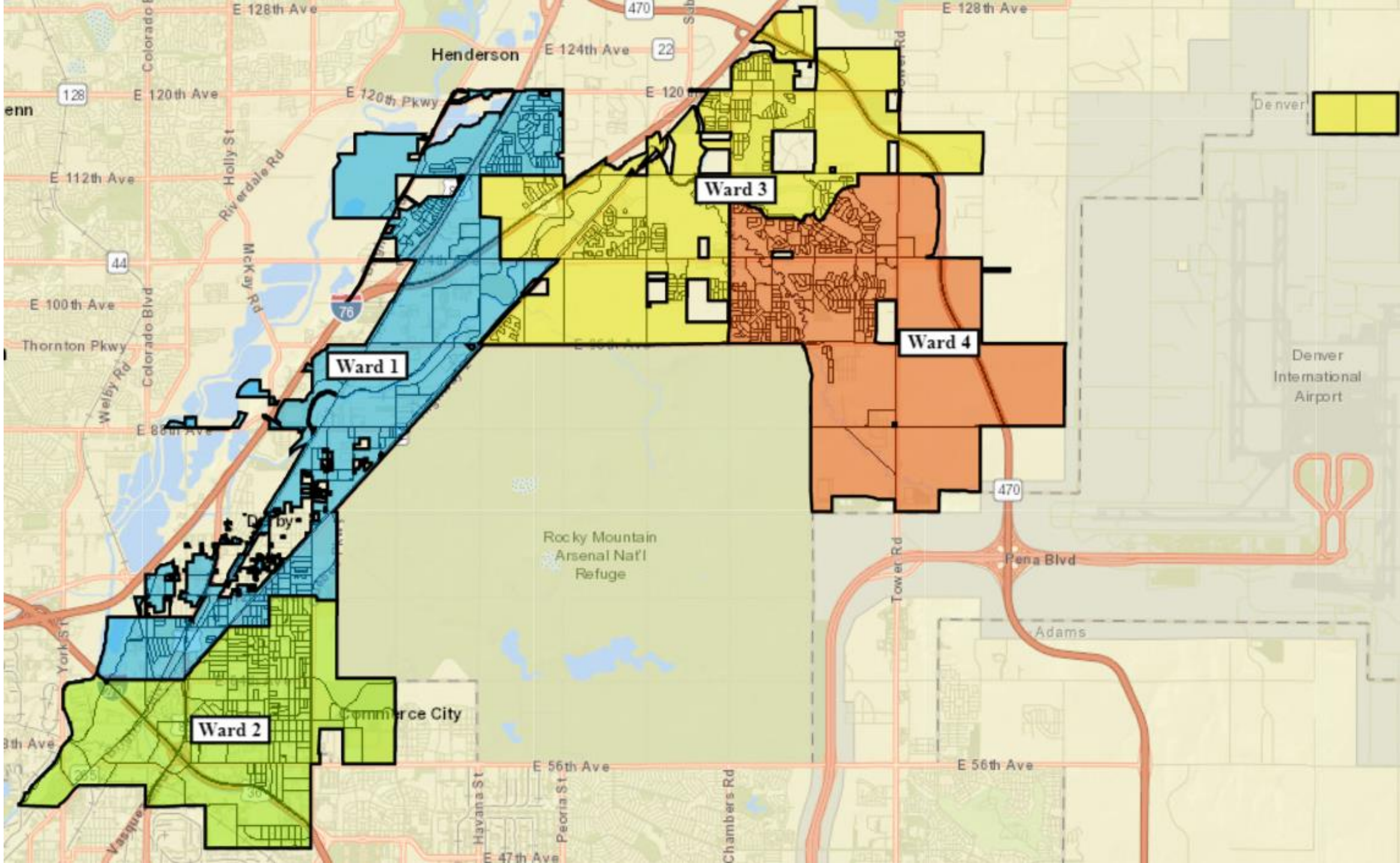
Compactness 😊

Contiguity 😐

Communities of Interest 😊

# Plan 4





# Plan 4 Stats

Ward	Pop. (2020)	Target (2020)	% Dev.	% Total Non-Hispanic	% Total Hispanic
I	15,012	15,605	-3.80%	45.19%	54.81%
II	15,889	15,605	+1.82%	28.09%	71.91%
III	15,890	15,605	+1.83%	63.59%	36.41%
IV	15,627	15,605	+0.14%	67.58%	32.42%



# Plan 4 Redistricting Criteria

---

Equal Populations 😊

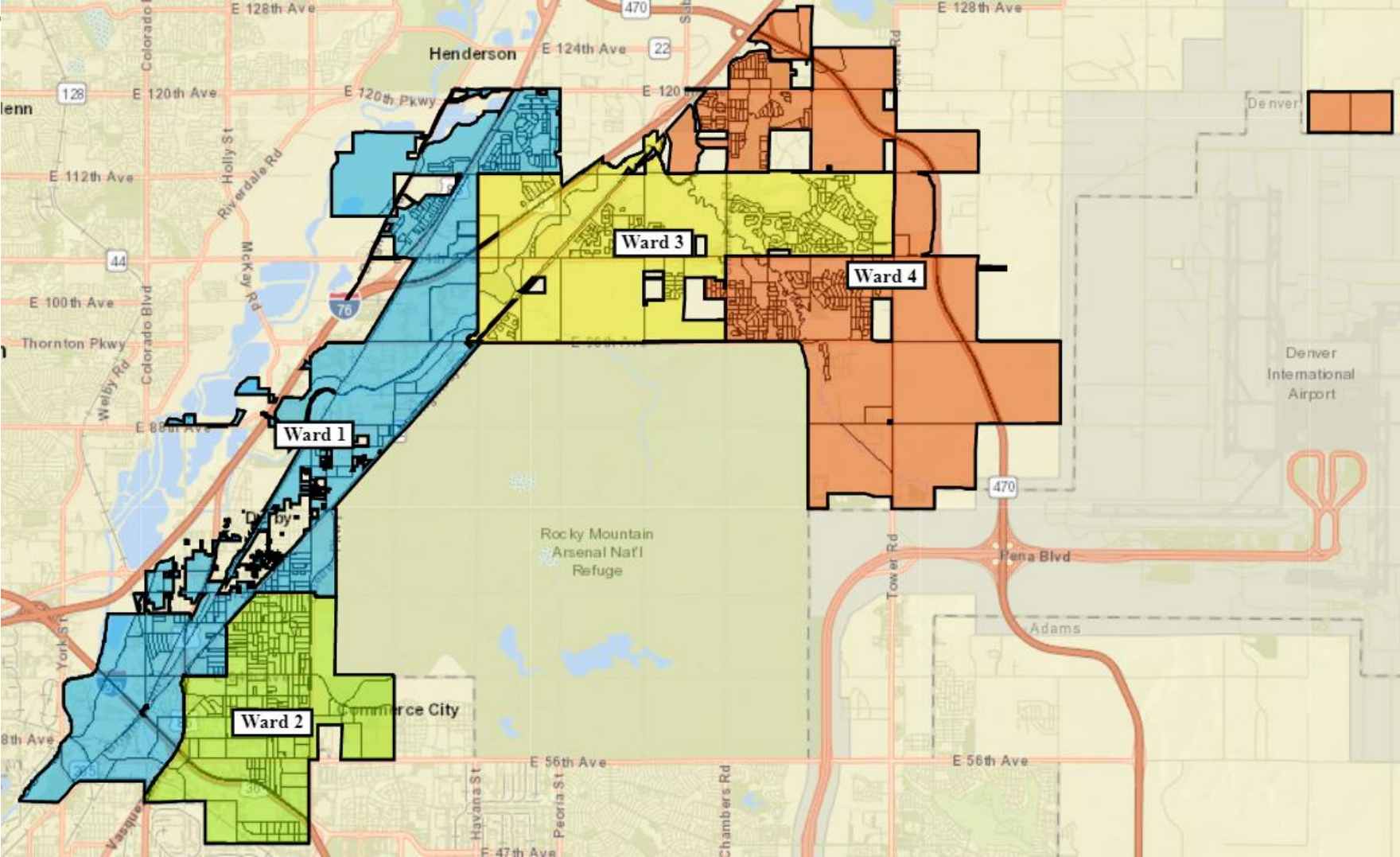
Racial Equality 😊

Compactness 😊

Contiguity 😐

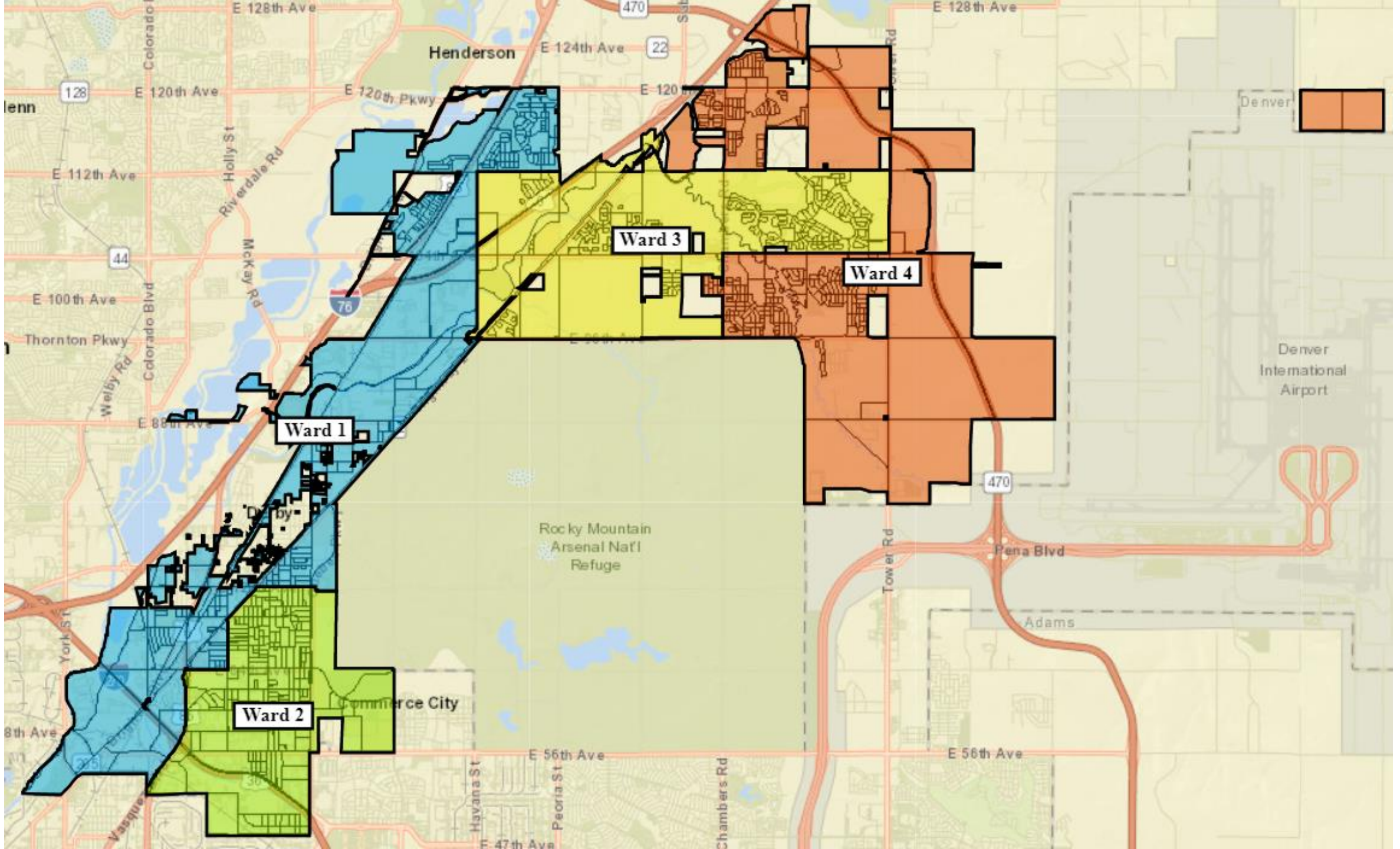
Communities of Interest 😐

# Plan 5



Quality Community for a Lifetime • [c3gov.com](http://c3gov.com)





Ward 1

Ward 3

Ward 4

Ward 2

Henderson

Rocky Mountain  
Arsenal Nat'l  
Refuge

Commerce City

Denver

Denver  
International  
Airport

Adams

# Plan 5 Stats

Ward	Pop. (2020)	Target (2020)	% Dev.	% Total Non-Hispanic	% Total Hispanic
I	15,410	15,605	-1.25%	44.74%	55.26%
II	15,474	15,605	-0.84%	28.09%	71.91%
III	15,627	15,605	+0.14%	65.21%	34.79%
IV	15,907	15,605	+1.94%	65.89%	34.11%





# Plan 5 Redistricting Criteria

---

Equal Populations 😊

Racial Equality 😊

Compactness 😊

Contiguity 😐

Communities of Interest 😐

# Feedback

---

What does Council like about some of these options?

What does Council not like about some of these options?

Did staff miss any demographics, stats, or neighborhoods/communities that need to be included?

Other thoughts and feedback?

# Next Steps

---

Staff will post these maps on the City's redistricting page [www.c3gov.com/redistricting](http://www.c3gov.com/redistricting)

Public can submit comments to [dgibson@c3gov.com](mailto:dgibson@c3gov.com)

Staff will take feedback tonight and public comments

Create final map for Council approval on March 6

Second Reading April 3

---

# Next Steps

---

City Clerk will send final map to County for 2023 election

Public education in Connected and social media on new Wards ahead of election

2030 Census and 2033 Redistricting



**End**

