

Financial Update
to
City Council

2012 – Third Quarter

2012 Budget Perspective

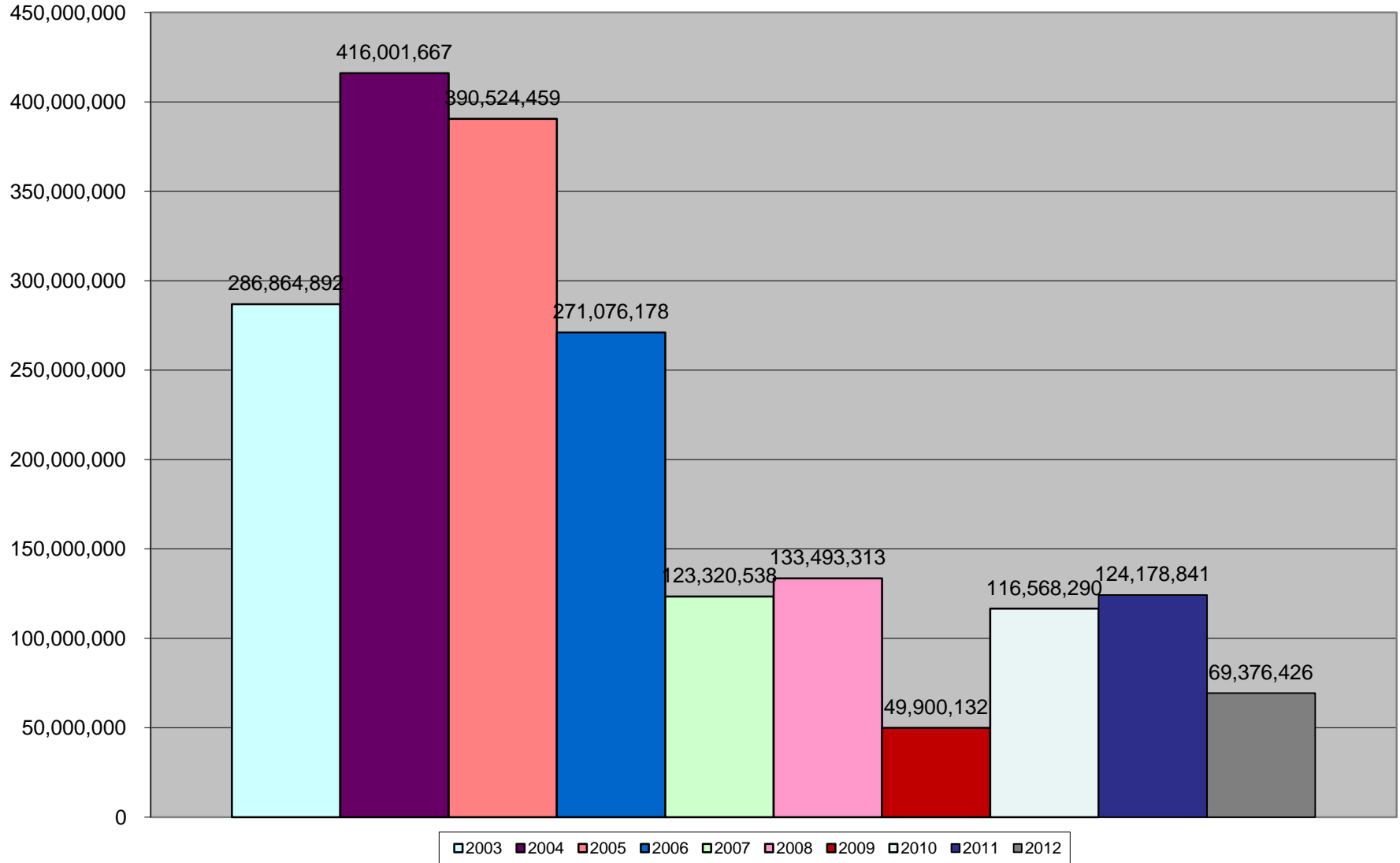
General Fund	2010 Actual	2011 Budget	2011 Actual	2012 Budget	2012 Thru Sept.
Revenues	\$ 67,307,871	\$ 50,944,880	\$ 50,830,909	\$ 55,575,591	\$ 41,624,296
- GF Balance	\$ 0	\$ 1,582,383	\$ 0	\$ 965,011	\$ 0
- GF 1-time \$ Balance		\$ 2,374,629	\$ 9,491,156	\$ 5,696,500	\$ 5,696,500
- Transfers In	\$ 0	\$ 2,075,128	\$ 142,541	\$ 1,400,000	\$ 0
Real Revenue	\$ 67,307,871	\$ 44,912,740	\$ 60,464,606	\$ 47,514,080	\$ 35,927,796
Expenditures	\$ 49,659,061	\$ 45,282,528	\$ 49,159,272	\$ 55,575,591	\$ 42,141,256
Transfers Out		\$ 5,662,352	\$ 9,491,156	\$ 5,696,500	\$ 5,696,500
Subtotal	\$ 17,648,813	\$ 0	\$ 1,814,178	\$ 0	\$ -516,960-
One-Time Revenues	\$ 17,155,402		\$ 0	\$ 0	\$ 0
Net	\$ 493,411	\$ 0	\$ 1,814,178	\$ 0	\$ -516,960-

General Fund Totals

Classification	Amended Budget	YTD Transactions	% Used/ Rec'd
Revenues	Total	Real Revenues	
1 - Recurring	\$54,512,322	\$35,067,134	65%
2 – Recurring/Restricted	\$641,969	\$ 405,017	63%
3 - One-Time	\$421,300	\$ 455,645	108%
Revenue Total:	\$55,575,591	\$35,927,796	65%
Revenue with Transfer for CIPP		\$41,624,296	74.9%
Expenditures			
Transfer to CIPP	\$5,696,500	\$5,696,500	100%
Expenditure Grand Total:	\$55,575,591	\$42,141,256	76%

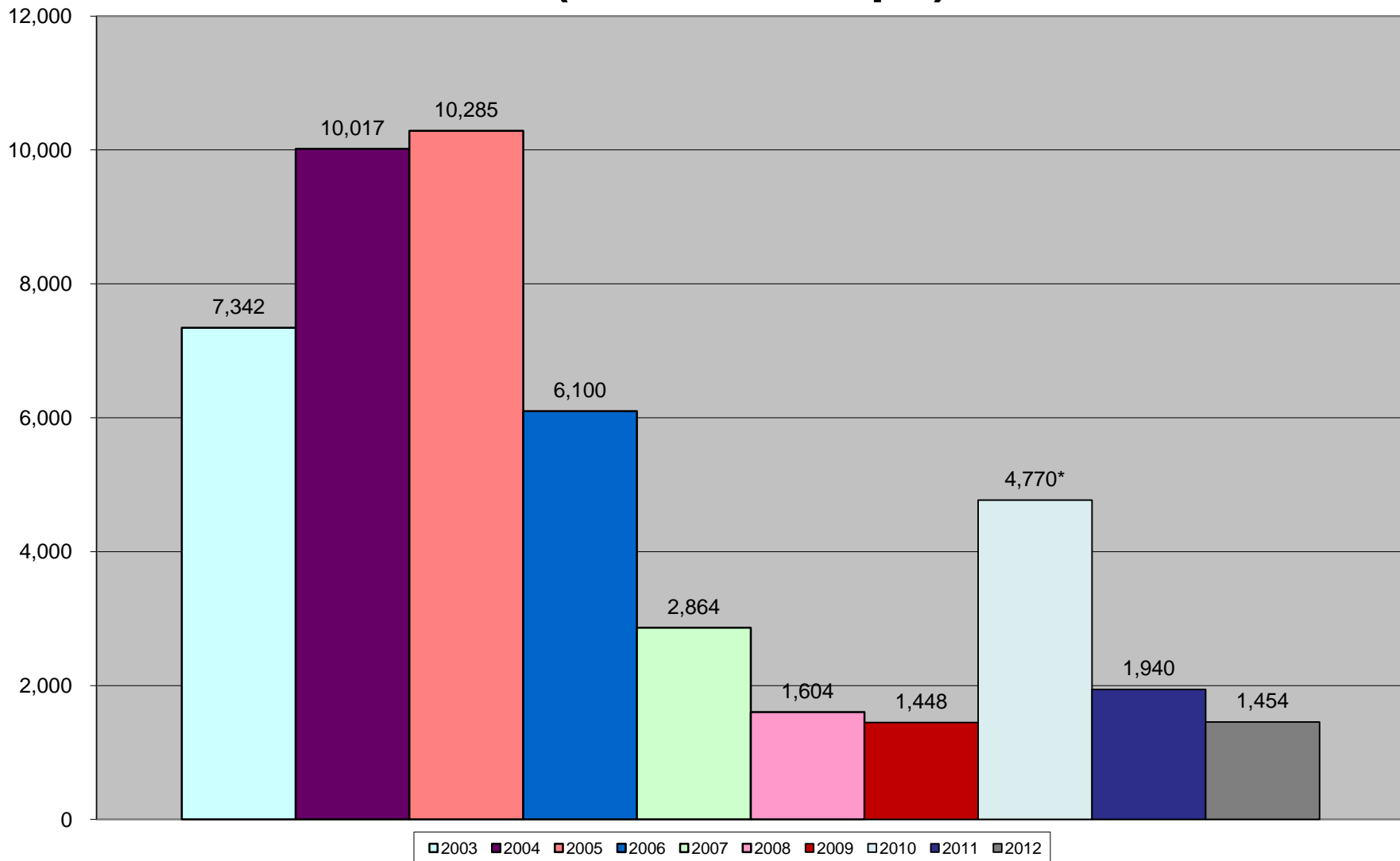


Total Permit Valuations (2012 thru Sept.)



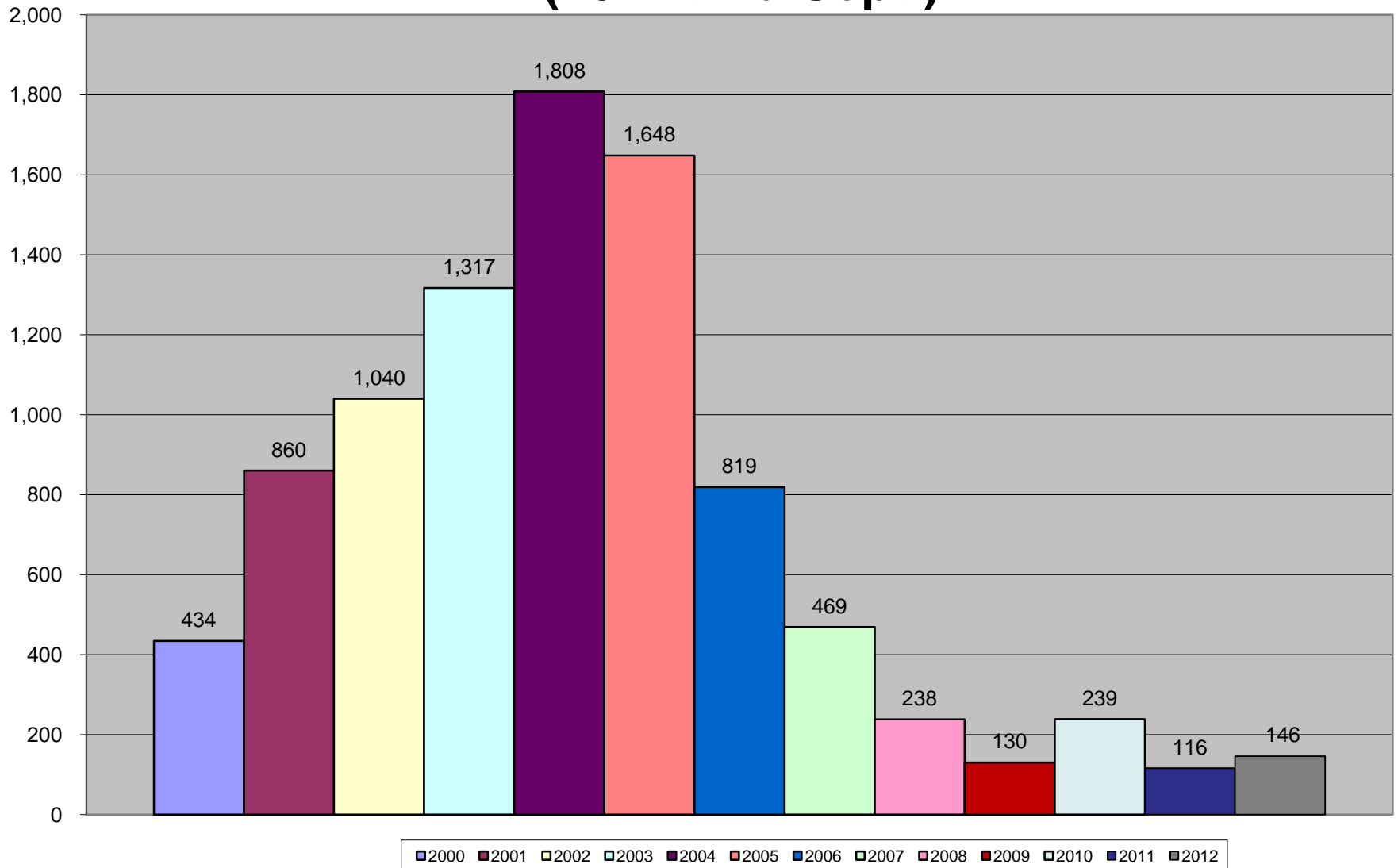


Total Annual Permits (2012 thru Sept.)



* Over 3,000 permits caused by hailstorm

Total # Residential Units (2012 thru Sept.)



Debt Service Fund Totals

Classification	Budget	YTD Transactions	% Used/ Rec'd
Revenue			
Revenue Totals	\$4,054,112	\$3,352,334	83%
Expense			
Expenditure Totals:	\$4,054,112	\$4,058,361	100%

Golf Fund Totals

Revenue	Budget	Year-End Totals	%
Revenue Totals	\$2,391,534	\$1,959,662	82%
Expenditures			
Expenditure Totals:	\$2,391,534	\$1,998,601	83%