

2017 Annual Action Plan & Amending 2016 Annual Action Plan

.....●
.....●
June 2017 Council Study Session

Purpose

This presentation encompasses how CDBG funds will be used over the next year. Specifically:

- Reviewing the 2016 CDBG Consolidated Plan & Annual Action Plan (AAP)
- Amending the 2016 AAP
- Reviewing the new 2017 AAP

CDBG Eligible Activities:



- Housing
- Economic Development
- Neighborhood Revitalization
- Public Works Projects
- Public Services
- Fair Housing Activities

2016-2020 Consolidated Plan Top Needs

Neighborhood Revitalization/Public Facilities

- Street, Road, Sidewalk & Drainage Improvements
- Neighborhood Clean-ups
- Redevelopment or Demolition of Blighted Property

Housing Needs

- Elderly Housing
- Homeowner Rehabilitation/Repair
- Energy Efficiency Improvements

Economic Development

- Employment Training
- Financial Assistance for Entrepreneurs & Small Businesses
- Business Incubator

Public Services

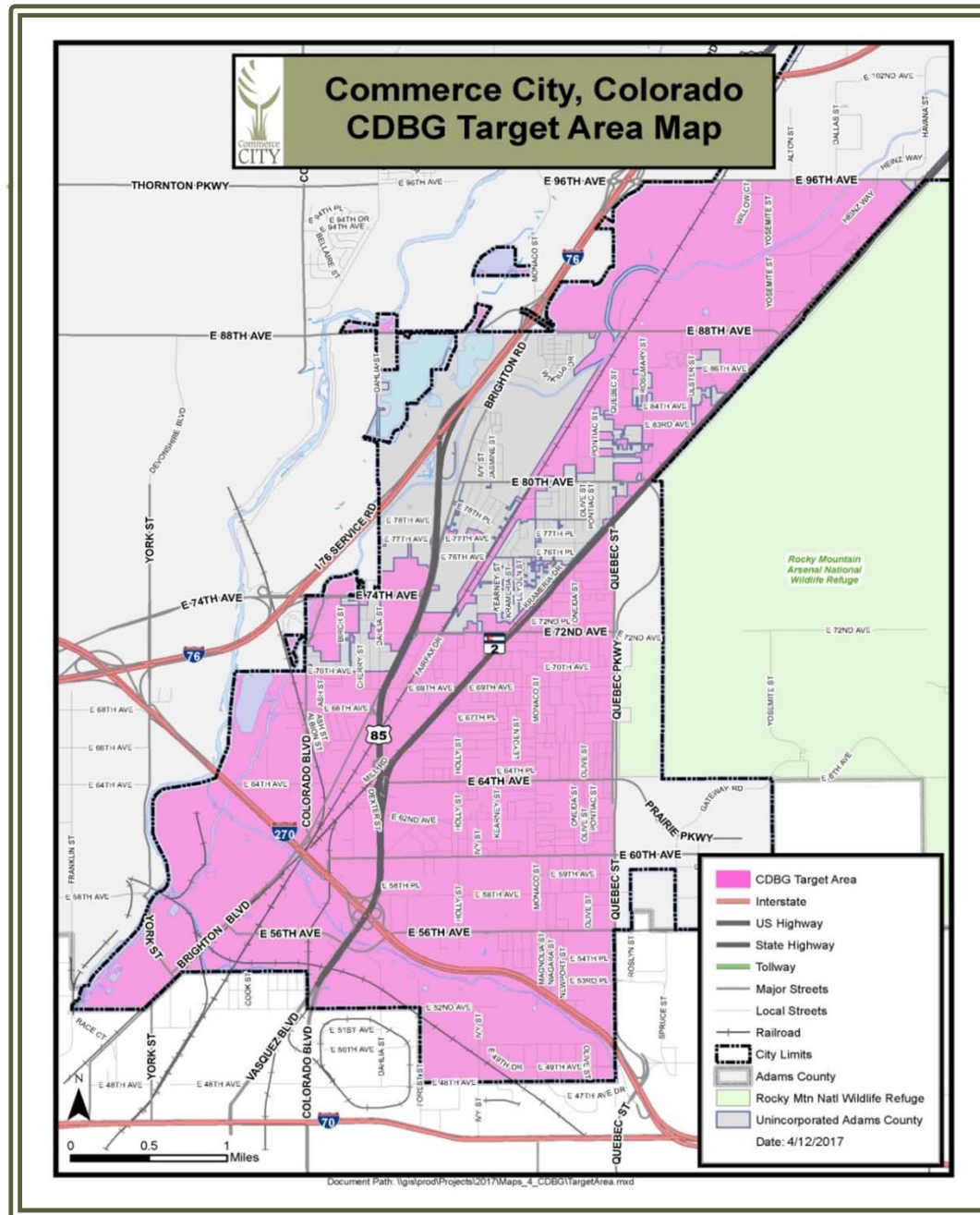
- Youth/Senior Activities
- Crime Prevention/Drug Abuse Education
- Homelessness Prevention
- Coordination of Organizations and Resources

Fair Housing Activities



2017 AAP's Purpose

- Identifies and prioritizes community development, economic development, and housing needs
- Sets project goals and outcome measures
- Develops a strategy to target federal resources
- Serves as the application to HUD for 2017 CDBG funding



2017 Public Outreach Campaign

Media

- New Webpage
- City Newsletter
- Senior Newsletter
- Sentinel
- La Prensa
- Facebook
- Twitter
- Flyers

Letters to 194:

- Churches
- HOAs
- Mobile Home Parks
- Non-profits
- Apartment Complexes
- Food Pantries
- Assisted Living Centers
- Homeschool Groups

2017 Public Input Received

- 5 Public meetings (115 participants)
- 7 Group Meetings (53 attendees)
- 54 Interviews
- 23 Project Idea Forms

245 Residents Participated



CDBG Project Scoring Criteria

- Eligibility & Meets a National Objective
- Consistency with the Consolidated Plan
- Benefit and Impact to the City
- Agency's Experience and Ability
- Benefit to Low/Mod Income Residents
- Committed Leveraging Funding
- Identified in an Existing City Plan

Community Development Block Grant

2017 AAP Project Rank & Funding



2017 Grant Amount	\$ 415,877		
Administration (20%)	\$ 83,175		
Public Services (15% Cap)	\$ 62,382		
	Requested	Advised	Rank
Domestic Violence Victim Support	\$ 25,000	\$ 36,951	1
Recreational Activity Sponsorship	\$ 4,000	\$ 7,000	2
Fair Housing Activities	\$ 4,000	\$ 4,000	3
Resident Resource Directory	\$ 8,000	\$ 10,000	4
Project Angel Heart	\$ 12,100	\$ -	5
You Have Options	\$ 45,365	\$ -	6
Access Housing Staffing	\$ 7,800	\$ -	7
Public Service Balance	\$ 106,265	\$57,951	
Remaining Funding	\$ 274,751		
	Requested	Advised	Rank
Sidewalk Repair & ADA Curb*	\$ 88,707	\$ 123,630	1
Bus Stops	\$ 50,000	\$ 50,000	2
Home Repair Program**	\$ 60,000	\$ 101,121	3
GRID Alternatives - Solar	\$ 52,500	\$ -	4
Access Housing - Bathroom Repairs	\$ 35,000	\$ -	5
Funding Balance	\$ 286,207	\$274,751	

*Increase here if more than 2016 funding

**Increase here if a project is removed or reduces funding



Identified Needs Receiving Funding	2016	2017
Neighborhood Revitalization (Core City) <ul style="list-style-type: none"> ➤ Street, Road or Sidewalk Improvements ➤ Neighborhood Clean-ups ➤ Redevelopment or Demolition of Blighted Property 	✓	✓
Housing Needs <ul style="list-style-type: none"> ➤ Elderly Housing ➤ Homeowner Rehabilitation/Repair ➤ Energy Efficiency Improvements 		✓ ✓ ✓
Economic Development <ul style="list-style-type: none"> ➤ Employment Training ➤ Financial Assistance for Entrepreneurs & Small Businesses 		
Public Services <ul style="list-style-type: none"> ➤ Youth/Senior Activities ➤ Crime Prevention/Drug Abuse Education ➤ Homelessness Prevention ➤ Coordination of Organizations & Resources 		✓ ✓ ✓ ✓
Fair Housing Activities	✓	✓



2016 AAP Projects

#	2016 Project Budgets	Total
1	CDBG Program Administration	\$77,268
2	Sidewalk Construction – Quebec Street	\$100,000
3	Sidewalk Construction – Core/Historic City	\$179,072
4	Local Bus Stop Improvements	\$30,000
	Total	\$386,340



2016 AAP Project Amendments

Remove:

Sidewalk Construction – Quebec Street	\$100,000
Sidewalk Construction – Core/Historic City	<u>\$179,072</u>
	\$279,072

Replace with:


Sidewalk Construction & Repair – Core/Historic City	\$279,072
-----------------------------------------------------	------------------



Building Better Neighborhoods

Quality Community for a Lifetime • c3gov.com





Council Feed Back:

- 2017 AAP
- Amended 2016 AAP

What's Next

- 30-day public comment period started June 14th
- Public Hearing at July 17th Council Meeting
- Council Adoption at July 17th Council Meeting
- Submittal of both AAPs to HUD in August
- HUD approval of APPs by October

Hip Pocket



Quality Community for a Lifetime • c3gov.com





2016 - 2020

Consolidated Plan (ConPlan)



2017 - 2020 Goals & Objectives

Sort Order	Goal Name	Start Year	End Year	Category	Geographic Area	Needs Addressed	Funding	Goal Outcome Indicator
1	Sidewalk Construction and Repair	2016	2020	Non-Housing Community Development	Citywide	Neighborhood Revitalization	\$279,072	Public facility or infrastructure other than low/moderate income housing benefit; 2 Miles of Sidewalks
2	Local Bus Stop Improvements	2016	2020	Non-Housing Community Development	Citywide	Neighborhood Revitalization	\$30,000	Public facility or infrastructure other than low/moderate income housing benefit; 10 Bus Stops
3	Construction of ADA Ramps	2017	2020	Non-Housing Community Development	Citywide	Neighborhood Revitalization	\$10,000	Public facility or infrastructure other than low/moderate income housing benefit; 10 Ramps
4	Drainage Improvements	2017	2020	Non-Housing Community Development	Citywide	Neighborhood Revitalization	\$375,000	Public facility or infrastructure other than low/moderate income housing benefit; 1 Site Improved
5	Job Training	2017	2020	Economic Development	Citywide	Economic Development, Public Services Supporting Low-Income and Special Needs Populations	\$75,000	Public service activities other than Low/Moderate Income Housing Benefit: 40 Persons
6	Revolving Loan Fund	2017	2020	Economic Development	Citywide	Economic Development, Neighborhood Revitalization	\$300,000	Businesses assisted: 8 Businesses

2017 - 2020 Goals & Objectives (Con't)

Sort Order	Goal Name	Start Year	End Year	Category	Geographic Area	Needs Addressed	Funding	Goal Outcome Indicator
7	Business Incubator	2017	2020	Economic Development	Citywide	Economic Development, Neighborhood Revitalization, Public Services Supporting Low-Income and Special Needs Populations	\$200,000	Businesses assisted: 8 Businesses
8	Demolition & Clearance	2017	2020	Non-Housing Community Development	Citywide	Neighborhood Revitalization	\$75,000	2 Buildings
9	Public Services	2017	2020	Non-Housing Community Development	Citywide	Public Services Supporting Low-Income and Special Needs Populations, Neighborhood Revitalization	\$50,000	Public service activities other than Low/Moderate Income Housing Benefit: 200 Persons
10	Minor Home Repair	2017	2020	Affordable Housing	Citywide	Preserve & Expand Affordable Housing, Neighborhood Revitalization	\$150,288	Homeowner Housing Rehabilitated: 12 Units
11	Affirmatively Further Fair Housing Choice	2017	2020	Fair Housing	Citywide	Affirmatively Further Fair Housing Choice	\$1,000	Public service activities other than Low/Moderate Income Housing Benefit: 80 Persons
12	Administration & Planning	2016	2020	Non-Housing Community Development	Citywide	Administration & Planning	\$386,340	Other

Target Area

Target Area	Percentage of Funds
Core City	80%
Citywide	20%


Target Population

Target Population	Percentage of Funds
LMI	70% +
Non-LMI	< 30%

Eligible Projects

Minor Home Repairs


- ❖ Health & Safety Concerns
- ❖ Major Rehabilitation
- ❖ Weatherization
- ❖ Lead/Asbestos/Mold Removal
- ❖ Accessibility (Inside & Out)



Eligible Projects

Neighborhood Revitalization

- Sidewalks
- Bus Stops
- Neighborhood Clean-up Programs
- Street Improvements
- Streetcaping



Eligible Projects

Economic Development

- Job Training
- Demolition & Clearance
- Drainage Improvement
- Business Incubator Establishment



Eligible Projects

Public Services

- Senior Services
- Youth Services
- Crime Awareness & Prevention
- Assistance to those At-risk of Homelessness
- Assistance to the Homeless



LMI Income Limits

	Persons in Family							
LMI	1	2	3	4	5	6	7	8
Moderate	47,000	53,700	60,400	67,100	72,500	77,850	83,250	88,600
Low	35,280	40,320	45,360	50,340	54,420	58,440	62,460	66,480
Very Low	17,650	20,150	22,650	25,150	27,200	29,200	31,200	33,200

In 2017, the Denver Area's Medium Family Income was **\$83,900** for a family of four.

Idea Forms ...

- Turn in this Form for each project you would like considered for funding in 2017-18
- The Form is at c3gov.com/CDBG

COMMUNITY DEVELOPMENT - CDBG
CHERYL STEINBERG
CDBG COORDINATOR

CDBG Project Idea Form

Name: _____ Date: _____

Organization: _____

Telephone: _____ E-mail: _____

Name of Project: _____

Location: _____

Who will this project help?

<input type="checkbox"/> Low Income Families	<input type="checkbox"/> Veterans
<input type="checkbox"/> Seniors	<input type="checkbox"/> Homeless
<input type="checkbox"/> Youth	<input type="checkbox"/> Chronically Ill
<input type="checkbox"/> Disabled	<input type="checkbox"/> Everyone in the City
<input type="checkbox"/> Victims of Crime	<input type="checkbox"/> Other: _____

Describe the Project: _____

Thank you for sharing your ideas with the city.

Please return the filled out form to the city's CDBG Coordinator
Forms may also be submitted online at:
www.c3gov.com/FormCenter/Community-Development-11/CDBG-Project-Idea-Form-68

7887 E. 60th Ave., Commerce City, CO 80022 Tel: 303-289-8168 Email: csteinberg@c3gov.com

Annual CDBG APP Process

